

# Maimai Construction Guidelines

AUCKLAND/WAIKATO

## Introduction

Hunters today are under tremendous pressure from people who do not understand the traditions of water fowl hunting. People are very quick to criticize any aspect of hunting that does not fit their neat idea of what is acceptable on our public waters and wetlands.

Hunters therefore have an obligation to construct and maintain their maimais and shooting stands in a manner that reflects well on the waterfowl hunters image.

A well constructed and maintained maimai or stand cannot but reflect well on the sport of water fowl hunting and ultimately contribute to an assurance that our children and grandchildren can also have the privilege of participating in this sport.



Department of  
Conservation  
*Te Papa Atawhai*

### Department of Conservation

73 Rostrevor Street, Hamilton  
Telephone (07) 858 1000



Toitū Te Whenua  
Land Information  
New Zealand

### Land Information New Zealand

Level 3/65 Bryce Street, Hamilton  
Telephone 0800 665 463



### Auckland/Waikato Fish & Game

156 Brymer Road, RD9, Hamilton  
Telephone (07) 849 1666  
aucklandwaikato@fishandgame.org.nz

[www.fishandgame.org.nz](http://www.fishandgame.org.nz)

## Why are guidelines necessary

The managers of public lands today are held responsible for the maintenance of the land under their control in a safe condition.

The events of "Cave Creek" are having a far reaching effect on the awareness by land managers of their responsibilities. In addition, the Resource Management Act 1991, the Occupiers Liability Act 1962 and the Health and Safety in Employment Act 1992 all have a bearing on the land managing agency responsibilities.

In combined effect of these laws is that land managers are responsible for the condition of structures on the land they manage, even if they have not actually erected the structure.


Hunters are therefore required to obtain the consent of the land managing authority before erecting a maimai on public land, the same as they have to do on private land. Hunters are now required to build and maintain their maimai to the guidelines set out in this brochure, assisted by plans available from Fish & Game, Department of Conservation or Land Information New Zealand.




## Construction Guidelines for permanent maimais

- The consent of the landowner/management agency is required for permanent maimai placement or construction.
- Permanent materials used in the construction of the maimai are to be of good quality and condition.
- Construction standards of maimai are to comply with the building code.
- No concrete or steel other than galvanized iron is to be used in the construction of a maimai.
- Maximum floor size of a maimai is not to exceed 10 square metres.
- A structure with a floor area of greater than 10m<sup>2</sup> requires a building permit and possibly a resource consent.
- The maximum floor height is not to exceed 1 metre above normal high water levels.
- The maximum height of any maimai is not to exceed 3 metres above floor level.
- Maimais are to be camouflaged to blend in with their surroundings.
- Permanent dwelling fixtures are not permitted, i.e. stoves, sinks, toilets etc.
- No maimai may be locked.
- Maimais are to be maintained in a safe and tidy condition at all times.
- The last person to mark up a maimai is deemed responsible for the maimai and its removal should it fail to comply with these guidelines.


# Maimai Construction Guidelines




Terrestrial maimai—one person.  
Camouflage dressing to be added.




Floating maimai with boat cover.  
Camouflage dressing to be added.



Floating maimai—two person.  
Camouflage dressing to be completed.



Swamp maimai with boardwalk access.  
Camouflage dressing to be added.



Box Maimai—with board walk access shown.  
Camouflage dressing to be added