



---

**PERFORMANCE REPORT OF THE**

**Eastern  
Fish and Game Council**

**FOR THE YEAR ENDED  
AUGUST 31, 2021**

---

**Presented to the House of Representatives pursuant to Section 26 X of the Conservation Act 1987.**



29 November 2021

Hon Kiri Allan  
Minister of Conservation  
Parliament Buildings  
**WELLINGTON**

Tena koe Minister

I have the honour to submit, pursuant to Section 26 X of the Conservation Act 1987, Section 45M of the Public Finance Amendment Act 2004, and 154 of the Crown Entities Act 2004 the Performance Report of the Eastern Fish and Game Council for the year ended 31 August 2021.

Naku noa

A handwritten signature in blue ink, appearing to be 'D. J. ...', written over a horizontal line.

**Chairman**  
**Eastern Fish and Game Council**

## CHAIRMAN'S REPORT

### *For the year ended 31 August 2021*

Tēnā koutou katoa

It is my pleasure to present the Annual Report for the Eastern Fish and Game Council as Chair for the year ended 31 August 2021.

The 2020/21 year was again a year of continued challenges and change, with pleasingly, substantial success in managing those challenges and contributing to the ongoing changes within the wider organization.

The Covid pandemic and subsequent border closures resulted in the loss of the majority of overseas angler activity in the region and of associated overseas angler licence sales. Projected licence sales were revised downwards across the whole Fish and Game organization including Eastern Region for the 2020/21 year, with shortfalls in operating budgets to be covered from reserves. Well managed budgets and stronger than anticipated local licence sales (both fishing and game licences) in Eastern were, in the event, sufficient for the Region to fund the Operational Work Plan in 2020/21 without recourse to reserves. This was, in the context of the 2020/21 year, a very good result.

Once again the Covid (delta) lockdown has required Eastern Fish and Game's operations to be substantially modified for some of the last weeks of the financial year. Staff worked from home; remote working technology was once again deployed, and hatchery staffing was rostered on with no inter-personal or public contact. I want to draw attention to the unwavering commitment of all our staff and Councillors in maintaining the Eastern Fish and Game operation during this prolonged pandemic.

Council and staff were able to provide feedback and commentary to the Ministerial Reviewers of Fish and Game during their visit towards the end of last year. Following the public release of the Ministerial Review in April 2021, Eastern Region staff and Councillors provided further extensive feedback to Fish and Game NZ, which contributed to, and informed the response of Fish and Game to the Minister, and contributed to the evolution of the recommended changes to the organisation. In particular, Eastern was able to provide helpful feedback regarding the process for progressing amalgamation of regions.

An organisation is only ever as good the people involved. I acknowledge the skill and dedication of our staff members, some of whom have faced personal issues during these trying times. I thank the Councillors for their governance contributions and note that we have been in recent years a relatively diverse Council; we have important and valued iwi representation on Council, and the Eastern appointee to the New Zealand Fish and Game Council is currently a woman.

Six current Councillors sought re-election at the recent election and they are joined by six new Councillors for a full complement of twelve on Council. An election was not required. I would like to recognize and thank the departing Councillors for their years (in some cases many years) of service to the Eastern Fish & Game Region.

Naku noa  
David Woolner



Entity Information	1
Mission & Statement of Objectives	1
Statement of Financial Responsibility	4
Statement of Service Performance	5
Species Management	6
Sports Fish and Game Bird Habitat Protection	18
Angler and Hunter Participation and Services	23
Public Interface	28
Compliance	31
Licensing	34
Council	36
Planning and Reporting	37
Financial Information	40
Independent Auditor's Report	60

## **EASTERN FISH AND GAME COUNCIL**

### **ENTITY INFORMATION FOR THE YEAR ENDED 31 AUGUST 2021**

#### **Legal Name**

Eastern Fish and Game Council.

#### **Type of Entity and Legal Basis**

The Eastern Fish and Game Council is a Public Entity under the Public Finance Act 1989 (Schedule 4). The Council was established on 4 May 1991 with the passing of the Conservation Law Reform Act 1990.

#### **Mission & Statement of Objectives**

To maintain and enhance opportunities for sustainable sports fish angling and game bird hunting.

The Conservation Act 1987, as amended by the Conservation Law Reform Act 1990, outlines the particular functions of Fish and Game Councils, which include:

- monitoring sports fish and game populations;
- monitoring the success and satisfaction of users;
- monitoring the condition and trend of ecosystems as habitats for sports fish and game;
- maintaining and improving access;
- maintaining and enhancing the habitat of sports fish and game;
- formulating and establishing regulations and policies which ensure the maintenance of sports fish and game populations and the recreational experience;
- securing compliance with sports fish and game regulations;
- promoting recreational angling and game bird hunting;
- representing the interests of anglers and hunters in the statutory planning process;
- keeping anglers and hunters informed.

The Council's operations are based upon a national statement of purposes and priorities, a Sports Fish and Game Management Plan which sets long term goals and policies, and an annual Operational Work Plan, which sets out the specific work programme and budget.

## Structure - Council and Staff

The current Council comprises 11 Councillors, a Manager who is responsible for the day to day operations and reports to the Councillors, and nine full-time staff who supported the Manager in delivering Council's objectives.

### CHAIRMAN

David Woolner 6 out of 6 meetings attended

### COUNCIL MEMBERS

	<u>Meeting Attendance</u>
Murray Ferris	5
Alan Baird	6
Ngahi Bidois	6
Ken Coombes	4
Lindsay Lyons	5
Adam Rayner	3
Barry Roderick	6
Laurance Tamati	6
Geoff Thomas	3
Debbie Oakley	6

### STAFF

Andy Garrick <i>Manager</i>	Matthew McDougall <i>Senior Fish &amp; Game Officer</i>	Anthony van Dorp <i>Fish &amp; Game Officer</i>
Matt Osborne <i>Fish &amp; Game Officer</i>	Nigel Simpson <i>Fish &amp; Game Officer</i>	Kate Thompson <i>Office Manager</i>
John Meikle <i>Fish &amp; Game Officer</i>	Lloyd Gledhill <i>Fish &amp; Game Officer</i>	
Eben Herbert <i>Fish &amp; Game Officer</i>	Mark Sherburn <i>Fish &amp; Game Officer</i>	

### Offices

The Council office is located at the Trout Hatchery, Paradise Valley Road, Ngongotaha, Rotorua.

**Main Sources of Cash and resources**

Eastern Fish and Game Council derives revenue through the sale of fish and game licences, interest, sale of fish product, contracts, rentals, grants and miscellaneous sales.

**Format of the Statement of Service Performance**

This report is structured to allow evaluation of all the projects planned at the commencement of the 2020-2021 work year. The work programme is based around eight outputs and one input. Within each of these functional areas the Statement of Service Performance provides summary details of the resources that were anticipated to be required, along with the actual results for the year. In addition, the performance standard for each project is listed along with a description of the result that was achieved.



## **EASTERN FISH AND GAME COUNCIL**

### **STATEMENT OF FINANCIAL RESPONSIBILITY FOR THE YEAR ENDED 31 AUGUST 2021**

29 November 2021


The Council and Management of the Eastern Fish and Game Council accepts responsibility for the accuracy of, and judgements used in the preparation of the following Performance Report, and the establishment and maintenance of systems of internal control designed to provide reasonable assurance of the integrity and reliability of financial reporting.

In our opinion, the information set out in the following statements and attached notes to these statements fairly reflects the financial activities and performance of the Eastern Fish and Game Council, for the period ended 31 August 2021 and its financial position as at that date.



Andy Garrick  
**Manager**

**EASTERN FISH AND GAME COUNCIL**



David Woolner  
**Chairman**

**EASTERN FISH AND GAME COUNCIL**

## EASTERN FISH AND GAME COUNCIL

### STATEMENT OF SERVICE PERFORMANCE FOR THE YEAR ENDED 31 AUGUST 2021


#### INTRODUCTION

As required under Section 26W(a) of the Conservation Law Reform Act 1990 and Section 45A of the Public Finance Amendment Act 2004 Fish and Game New Zealand, Eastern Region has prepared the following Statement of Service Performance for the 2020 - 2021 financial year.

The activities of Eastern Fish and Game Council are planned under eight output areas detailed in the annual Operating Work Plan. This Statement of Service Performance compares actual results against the stated Performance Measures from the plan. For the purposes of this statement, the overhead expenses detailed in the Statement of Financial performance (Administration, Employee Benefits, Depreciation, Leases, Bad Debts and other) have been allocated to each output area on the basis of the proportion of staff time directly expended in each area.

Summary Budget and Actual Expenditure for each output Area.

Project Cluster	Budget			Actual		
	Total Expense	Income	Net Cost	Total Expense	Income	Net Cost
Species Management	\$549,186	\$64,500	\$484,686	\$555,312	\$60,358	\$494,954
Habitat Protection	\$252,880	\$16,265	\$236,615	\$253,623	\$40,849	\$212,774
Angler & Hunter Participation	\$133,655	\$8,150	\$125,505	\$104,308	\$9,126	\$95,182
Public Interface	\$52,914	\$0	\$52,914	\$18,482	\$0	\$18,482
Compliance	\$100,313	\$6,000	\$94,313	\$81,575	\$4,261	\$77,314
Licensing	\$74,866	\$1,184,799	-\$1,109,933	\$62,905	\$1,314,839	-\$1,251,934
Council	\$37,909	\$0	\$37,909	\$25,139	\$0	\$25,139
Planning & Reporting	\$86,235	\$0	\$86,235	\$44,275	\$0	\$44,275
<b>Total Outputs</b>	<b>\$1,287,958</b>	<b>\$1,279,714</b>	<b>\$8,244</b>	<b>\$1,145,619</b>	<b>\$1,429,433</b>	<b>-\$283,814</b>
Administrative Income/Expense	\$65,465	\$65,465	\$0	\$136,120	\$136,120	\$0
Levies, Asset revaluation, Interest	\$172,709	\$8,200	\$164,509	\$255,809	\$18,165	\$237,644
	<b>\$1,526,132</b>	<b>\$1,353,379</b>	<b>\$172,753</b>	<b>\$1,537,548</b>	<b>\$1,583,718</b>	<b>-\$46,170</b>



## SPECIES MANAGEMENT

### Goal

*To manage sustainable populations of sports fish and game bird species to provide for recreational harvest.*

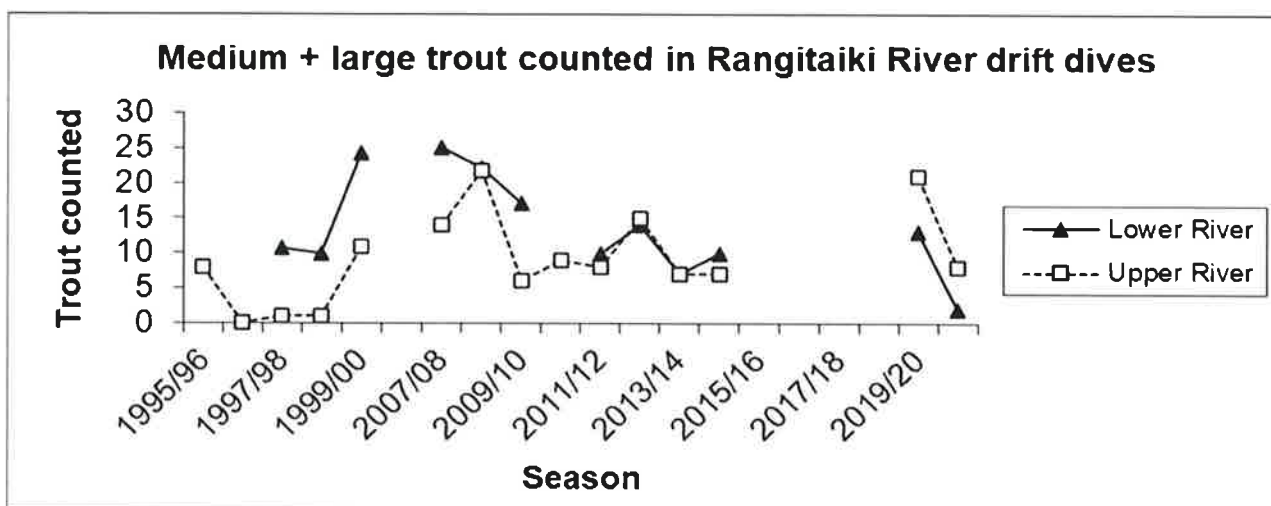
### SUMMARY OF RESOURCES

Code	Project Cluster	Budget			Actual		
		Total Expense	Income	Net Cost	Total Expense	Income	Net Cost
1110	Species Monitoring	\$193,381	\$8,000	\$185,381	\$187,736	\$4,000	\$183,736
1120	Harvest Assessment	\$56,431	\$0	\$56,431	\$56,357	\$0	\$56,357
1140	Hatchery Operations	\$274,409	\$56,500	\$217,909	\$300,652	\$56,358	\$244,294
1160	Releases	\$10,613	\$0	\$10,613	\$7,000	\$0	\$7,000
1170	Regulations	\$11,371	\$0	\$11,371	\$2,086	\$0	\$2,086
1180	Control	\$2,981	\$0	\$2,981	\$1,481	\$0	\$1,481
	Total	\$549,186	\$64,500	\$484,686	\$555,312	\$60,358	\$494,954

### 1110: Species Monitoring: Assess and monitor sports fish and game bird populations within the Eastern Region


Project and Objective	Performance Measure	Actual Result
<p><b>1111 River Fisheries Investigations</b> Investigate and monitor river fisheries.</p> <p>(i) Continue to drift dive/monitor the Rangitaiki and investigate other Eastern Region rivers in response to issues arising and/or availability of resources.</p> <p>(ii) Maintain and continue to promote our online 'angler diary' facility for anglers to record their efforts, the fish they catch, and any other observations they might wish to make; and provide feedback to participating anglers.</p> <p>(iii) Contribute to regional interagency biosecurity initiatives.</p>	<p><b>Report river fishery investigation results to Council by 31 July 2021.</b></p> <p><b>Provide overview of online diary use to Council by 31 August 2021.</b></p>	<p>(i) Rangitaiki River drift dive investigation undertaken 5 February 2021. Results reported to Council April 2021.</p> <p>(ii) Online diary maintained and promoted with 17 river/stream/channel records entered between 1 September 2020 and 31 August 2021. This overview was unable to be provided to Council by 31 August 2021.</p> <p>(iii) Liaised with regional aquatic pest group November 2020 and March 2021.</p>





Graph 1: Rangitaiki River drift dive trout counts

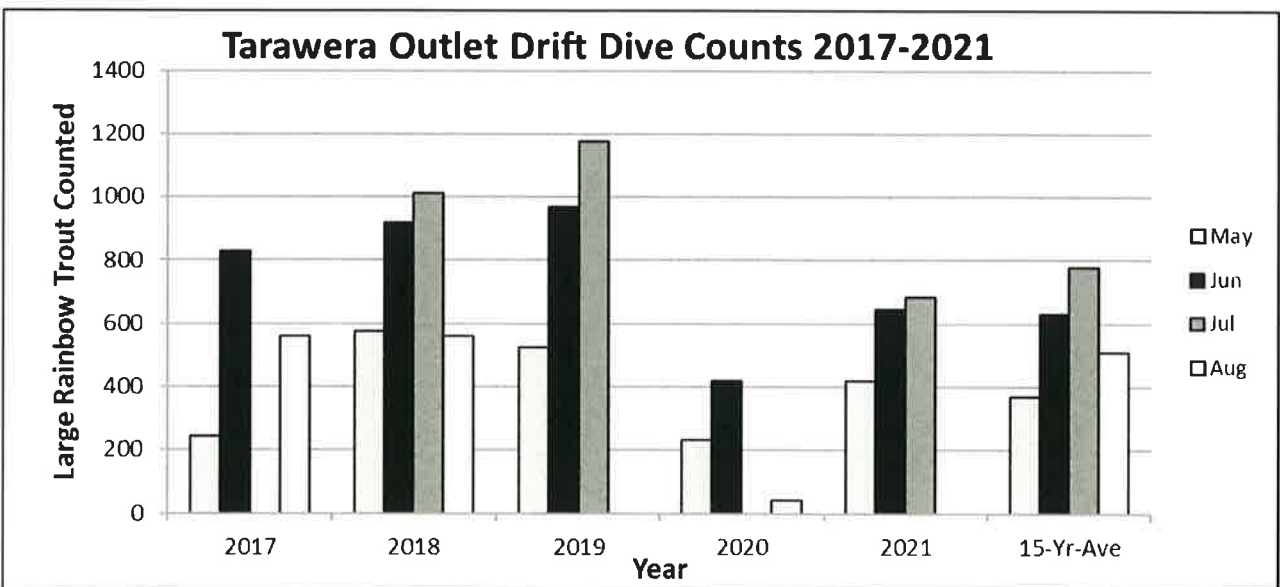
Project and Objective	Performance Measure	Actual Result
<p><b>1112 Datawatch</b> Monitor Eastern Region lake fisheries using the “Datawatch” tagging programme to assess trout growth.</p>	<p><b>Tag and release 7,500 fish. Report on tag returns to each meeting of Council.</b></p>	<p>(i) 7,500 data watch tagged fish released into Rotorua lakes. (ii) 613 tags returned by anglers and 10 free licences distributed to lucky draw winners. (iii) Reported bi-monthly to Council.</p>
<p><b>1113 Lake Waikaremoana</b> Monitor data collection and maintain Lake Waikaremoana water quality buoy; undertake periodic creel surveys and monitoring of key spawning tributaries.</p>	<p><b>Report activities to the following meeting of Council. Submit report on creel survey and spawning tributary monitoring programme to February 2021 meeting of Council.</b></p>	<p>Water quality monitoring buoy status reported to Council bi-monthly. 2020 winter creel survey and spawning tributary monitoring completed September 2020. Report presented to Council December 2020.</p>
<p><b>1114 Lake Tarawera</b> (i) Monitor Lake Tarawera spawning tributaries including the Tarawera Outlet, Te Wairoa and Wairua Streams. (ii) Extend investigation into aquatic food webs and factors affecting the size, condition and growth of trout on Lake Tarawera</p>	<p><b>Report spawning survey observations to the following meeting of Council, and the results of other investigations by 31 August 2021.</b></p>	<p>(i) Three Tarawera Outlet drift dives completed, and Te Wairoa trapping data reported to Council bi-monthly during the trapping season. Escapement count conducted in Wairua Stream in June 2021. (ii) Cawthron food web research sample</p>



<p>subject to resources being available to do so, and maintain twice yearly acoustic smelt monitoring transect programme.</p>		<p>collection completed November 2019. Analysis by Cawthron still underway. Year 3 sampling for Tarawera acoustic smelt programme undertaken January and May 2021.</p>
---	--	--

Table 1: Wairua Stream mouth angling data records

Angling Data	2020-21	2019-20	2018-19	2017-18	2016-17
Total Hours recorded	53.5	9	36	54.2	91.5
Avg Catch rate (fish/hr)	0.42	0.00	0.07	0.36	0.19
Avg Length (mm)	418	-	515	462	488
Avg Weight (kg)	0.97	-	1.90	1.71	1.62
Avg Condition Factor	48.51	-	51.12	45.93	43.90



Graph 2: Tarawera Outlet drift dive trout counts

Project and Objective	Performance Measure	Actual Result
<p><b>1115 Other Lake Fisheries Investigations</b></p> <p>(i) Contribute to research on other lake fisheries including projects associated with water quality.</p> <p>(ii) Continue to operate the</p>	<p><b>Provide research updates and Ngongotaha trap results to each meeting of Council. Provide an overview of online diary use to Council by 31 August 2021.</b></p>	<p>(i) Presented monitoring report to BOPRC expert Fisheries Panel on Ohau Channel March 2021.</p> <p>(ii) Ngongotaha trap run monitored.</p> <p>(iii) Online diary maintained and</p>



<p>Ngongotaha Stream trap. (iii) Maintain and continue to promote our online ‘angler diary’ facility for anglers to record their efforts, the fish they catch, and any other observations they might wish to make; and provide feedback to participating anglers.</p>		<p>promoted with 63 lake fishery records entered between 1 September 2020 and 31 August 2021. This overview was unable to be provided to Council by 31 August 2021. (iv) Reported to Council bi-monthly.</p>
---	--	--

Table 2: Ohau Channel creel survey results, post diversion wall construction

Season	11-12	12-13	13-14	14-15	15-16	16-17	17-18	18-19	19-20	20-21
Ave. angler catch rate	0.20	0.23	0.38	0.32	0.38	0.25	0.30	0.34	0.25	0.32
Ave. brown weight (kg)	3.94	2.68	3.75	2.93	2.83	3.26	2.86	2.47	3.05	2.77
Ave. rainbow weight(kg)	1.58	1.51	1.69	1.55	1.62	1.58	1.50	1.64	1.84	2.01
% of Anglers satisfied	19%	3%	69%	33%	68%	67%	72%	58%	55%	73%


Catch rate = fish/hr

Table 3: Ngongotaha Stream trap run annual summary

Month	Trap Nights	Tot RT Caught	Tot BT Caught	%BT	Avg RT Length	Avg RT Weight	Avg BT Length	Avg BT Weight
Sep 20	8	114	1	1%	483	1.55	550	2.45
Oct 20	-	-	-	-	-	-	-	-
Nov 20	4	16	11	41%	459	1.26	585	2.82
Dec 20	4	42	451	91%	513	1.63	552	2.66
Jan 21	-	-	-	-	-	-	-	-
Feb 21	3	1	1	50%	515	1.8	570	2.35
Mar 21	6	39	30	50%	489	1.53	594	2.93
Apr 21	4	15	31	67%	520	1.81	586	2.62
May 21	4	10	78	89%	517	1.90	559	2.36
Jun 21	-	-	-	-	-	-	-	-
Jul 21	-	-	-	-	-	-	-	-
Aug 21	-	-	-	-	-	-	-	-
<b>Year</b>	<b>33</b>	<b>237</b>	<b>603</b>	<b>72%</b>	<b>499</b>	<b>1.64</b>	<b>571</b>	<b>2.60</b>

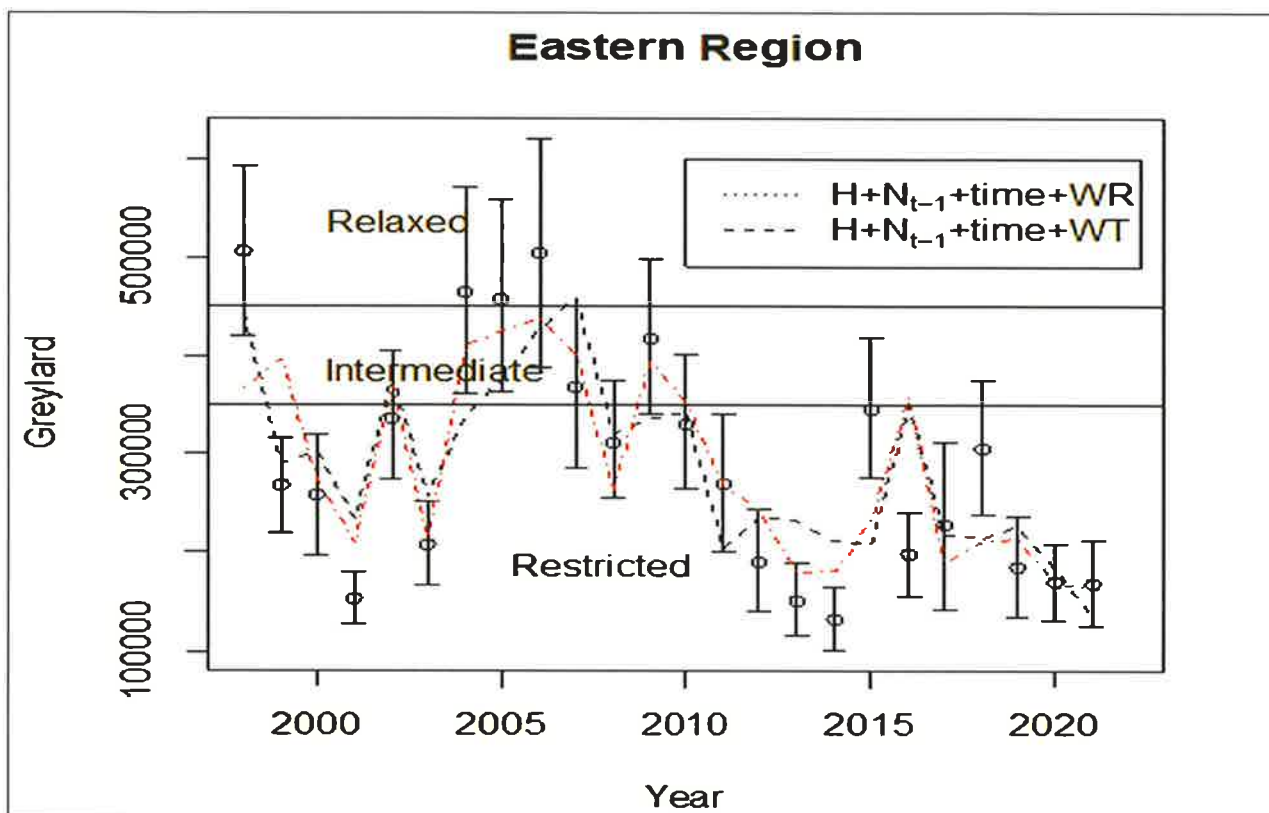
RT = Rainbow Trout, BT = Brown Trout, Length in mm, Weight in kg

Project and Objective	Performance Measure	Actual Result
<p><b>1116 Waterfowl Monitoring</b> (i) Monitor black swan and paradise shelduck populations within the Eastern Region using aerial trend counts. (ii) Investigate productivity,</p>	<p><b>(i) Report interim results to the February 2021 Council meeting and provide a full report detailing the status of these populations by 31 August 2021.</b></p>	<p>(i) Paradise shelduck and black swan counts completed, interim progress reported 11 February 2021. Full report completed 13 April 2021. Presented to Council</p>



<p>survival, harvest and movements of greylards by conducting brood counts and undertaking trapping and banding programmes; co-ordinate and participate in the national shoveler monitoring programme.</p>	<p><b><i>(ii) Provide final reports for the 2019-2020 year by 31 October 2020 and report interim results for the 2020-2021 year to the February 2021 Council meeting. The reports will compare measures of productivity for greylards with previous years where it is possible to do so.</i></b></p>	<p>in October 2020 PFI.</p> <p>(ii) Mallard and grey duck population estimates provided to Council in October 2020 agenda paper. Banding completed February 2021. Aerial transect counts not undertaken due to Covid-19.</p> <p>(iii) A series of annual duck brood counts were undertaken within the coastal Bay of Plenty drainage network during October and November 2020. Results reported for Council information in April 2021.</p> <p>(iv) 2020 shoveler census report presented to Council in October 2020 PFI. 2021 national shoveler census conducted 9 August 2021 and draft report emailed 3 September 2021 to all Fish &amp; Game Regions.</p>
<p><b>1117 Botulism</b> Monitor avian botulism outbreaks and minimise these by whatever practical means are available.</p>	<p><b><i>Report incidents to the following meeting of Council.</i></b></p>	<p>No major botulism outbreaks reported.</p>





Graph 3. Eastern Region mallard population (open circle; mean ± 95% BCI) 1998–2021 with three zones of regulation constraint, Restricted, Intermediate and Relaxed. The dashed line shows the model  $N(t) = H + N(t-1) + \text{time} + WT$  where  $H$  = harvest,  $N(t)$  = mallard population in year  $t$ ,  $WT$  = average winter temperature and  $\text{time} = \text{year}$ . The dash-dot line shows the model  $N(t) = H + N(t-1) + \text{time} + WR$  where  $WR$  = total winter rain (Whakatane weather station).

Table 4: Aerial trend count estimate of annual change (19 year population trend) and last two years' count totals for sub regional management areas

Area	Paradise Shelduck			Black Swan		
	Trend	Total 2020	Total 2021	Trend	Total 2020	Total 2021
A1	-1.9%	6,014	5,451	-2.6%	9,113	6,543
A2	-9.3%	2,357	2,494	-0.3%	1,320	1,874
B1	-7.3%	3,059	3,357	-11.5%	402	296
B2	-1.2%	1,330	2,364	-0.7%	840	594

Trend of 0.00 = no change, trend < 10.0 is decline, trend > 10.0 is increase.

Project and Objective	Performance Measure	Actual Result
<p><b>1118 Game Bird Research</b></p> <p>(i) Review and refine if appropriate, the five year strategic research and management work plan for greylands.</p> <p>(ii) Review and refine if</p>	<p><b>Report findings and submit revised work plan if relevant to Council by 31 August 2021.</b></p>	<p>(i) National Mallard Research initiatives on hold and consequently no input required from Eastern Region staff. Eastern Region's game bird strategy reviewed and refined.</p>





appropriate, the modelling approach used to support regulation setting.		(ii) Investigated predictive models to assist with setting of game season regulations for mallards (see Graph 3). Reported to Council 3 December 2020.
<b>1119 Upland Game Assessments</b> Continue upland game population monitoring programme in Kaingaroa.	<b>Report outcomes to the following meeting of Council.</b>	Pheasant call counts were undertaken in Kaingaroa Forest in November 2020. Results reported to Council in April 2021.

**1120: Harvest Assessment: Assess angler and hunter activity and related harvest**

<i>Project and Objective</i>	<i>Performance Measure</i>	<i>Actual Result</i>
<b>1121 Lake Fisheries Creel Surveys</b> Review and refine approach to annual angler winter and summer creel monitoring surveys assessing angler catch and satisfaction from key Rotorua lakes (Okataina, Rotoiti, Tarawera), and implement. Extend summer creel surveys to Rotoma, Rotoehu, Okareka and/or Rerewhakaaitu to the extent this can be accommodated without compromising effort on the key lakes.	<b>Report on winter surveys if conducted by 28 February 2021 and the 2020-2021 summer creel surveys by 31 August 2021.</b>	(i) Winter Creel not undertaken during 2020-21. (ii) 725 anglers surveyed during the 2020-21 summer surveys. Surveys only undertaken on key lakes. Report presented to Council April 2021.

Table 5: Winter Creel Survey summary results

Lake	% Anglers satisfied of those who responded			Avg Fish Length (mm)			Avg Fish Weight (kg)		
	2020	2019	2018	2020	2019	2018	2020	2019	2018
Tarawera	n/a	97%	100%	n/a	537	574	n/a	1.88	2.30
Rotoiti	n/a	93%	96%	n/a	596	588	n/a	3.07	2.87
Okataina	n/a	100%	100%	n/a	584	577	n/a	2.16	2.46

Table 6: Summer Creel Survey summary results

Lake	% Anglers satisfied of those who responded			Avg Fish Length (mm)			Avg Fish Weight (kg)		
	20-21	19-20	18-19	20-21	19-20	18-19	20-21	19-20	18-19
Tarawera	93%	89%	100%	508	509	487	1.47	1.48	1.43
Rotoiti	92%	100%	97%	530	539	511	1.91	2.04	1.67
Okataina	100%	100%	94%	531	531	501	1.67	1.84	1.47
Rotorua	100%	97%	91%	446	447	457	1.16	1.06	1.11

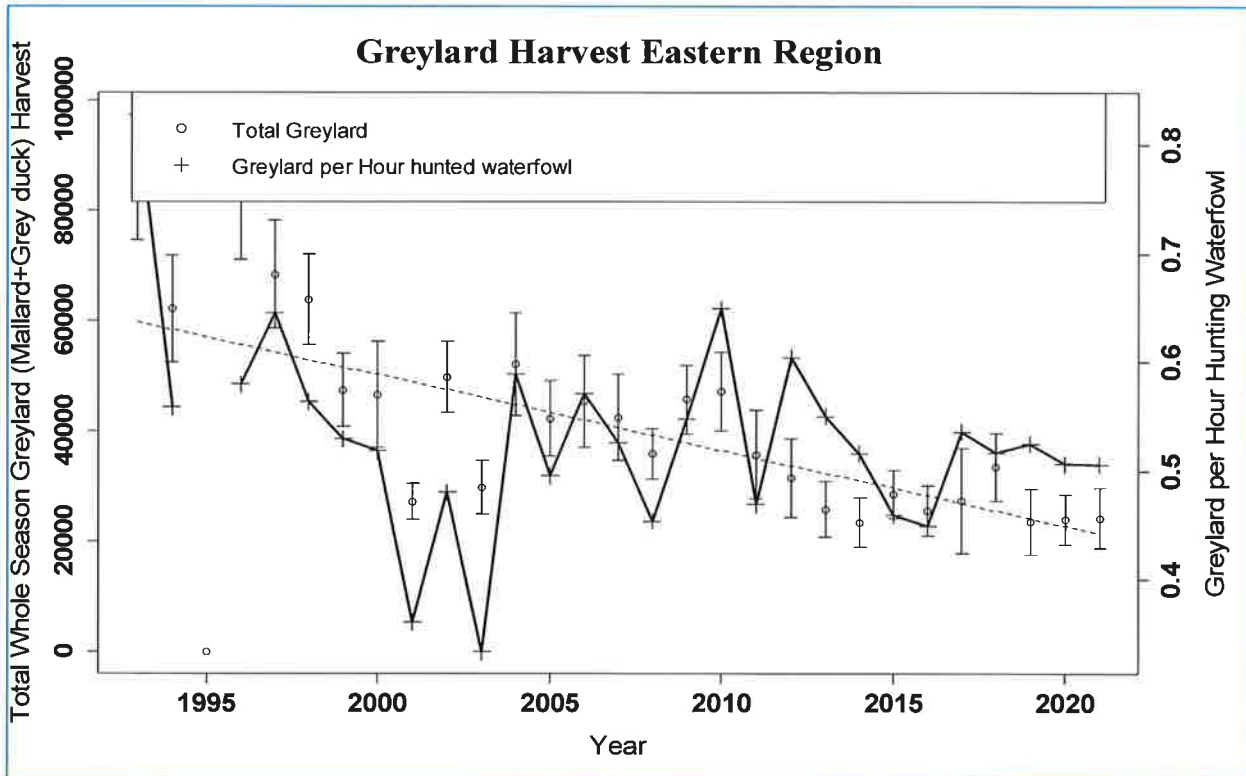


<i>Project and Objective</i>	<i>Performance Measure</i>	<i>Actual Result</i>
<b>1122 Opening Day Angler Survey</b> Monitor opening day catch from Rotorua lakes fisheries to assess characteristics of the catch.	<b>Present report to Council by 30 April 2021.</b>	Survey completed with 709 anglers surveyed. Report presented to Council April 2021.

Table 7: Opening Day Survey, trout caught summary details

Lake	Avg 2yr old length (mm)			Avg 2yr old weight (kg)			Avg 2yr old condition factor		
	20-21	19-20	18-19	20-21	19-20	18-19	20-21	19-20	18-19
Tarawera	479	500	486	1.26	1.45	1.28	41.15	42.22	40.39
Rotoiti	506	504	495	1.70	1.63	1.51	47.32	45.75	45.32
Okataina	506	503	485	1.56	1.61	1.30	43.61	45.85	41.14

<i>Project and Objective</i>	<i>Performance Measure</i>	<i>Actual Result</i>
<b>1123 Game Bird Hunter Survey</b> Assess the harvest of game birds by hunters and hunter effort during the 2021 season. Include in the survey an assessment of the special season for pukeko and black swan in February 2021.	<b>Present the results of the 2020 game season hunter surveys to Council by 30 November 2020. Complete the 2021 game bird hunter surveys by 31 August 2021.</b>	2020 Game bird hunter survey results presented to October 2020 meeting of Council (PFI). 2021 game bird hunter surveys completed in August 2021.



Graph 4: Eastern Region greylard (mallard & grey duck) harvest (mean ± 95% CI) from 1993 to 2021. The solid line represents greylard per hour hunting waterfowl.



**1140: Hatchery: Produce sufficient trout to meet the stocking requirements of the Eastern Region of Fish & Game New Zealand, as well as other Fish & Game Regions**

<i>Project and Objective</i>	<i>Performance Measure</i>	<i>Actual Result</i>
<b>1141 Operate Hatchery</b> (i) Produce quality fish for stocking of Eastern Region lakes and supplying the needs of other Fish & Game regions. (ii) Make progress towards having the capacity to produce 100+ trophy trout/annum for release in conjunction with fishery promotions. (iii) Review and revise where necessary the hatchery manual and contingency provisions in the event of emergencies. (iv) Control shags disturbing rearing ponds	<b>(i) Produce c.70,000 fish to meet Eastern Region requirements and regional orders incl 50+ trophy fish.</b> <b>(ii) Capacity to produce 100+ trophy fish/annum.</b> <b>(iii) Incorporate further updates to manual if required by 31 August 2021.</b> <b>(iv) Provide a record of Black shags (<i>Phalacrocorax carbo novaehollandiae</i>) and Little shags (<i>Phalacrocorax melanoleucos brevisrostris</i>) destroyed on the property.</b>	(i) 84,215 fish were produced and liberated or distributed for the period. (ii) Liberations reported to following meeting of Council. (iii) Capacity to produce trophy fish significantly increased but 100+ fish/annum unlikely to be achieved with existing facilities. (iv) First draft hatchery manual completed 15 August 2021. (v) Nine black shags and three little shags were destroyed on the hatchery property.
<b>1142 Hatchery Maintenance</b> Maintenance of hatchery facilities.	<b>Report activities to the following meeting of Council.</b>	Activities were reported to following meeting of Council.

Table 8: Trout liberations in the Eastern Region

Water	Date	Mark	Tag	Species	Age	Modal mm	Number
McLaren	13/11/2020	-		RT	2+		100
McLaren	13/11/2020	Rp		RT	1+	190	1000
McLaren	13/11/2020	Rp		BT	1+	200	400
Ngahewa	20/10/2020	Rp		RT	1+	170	50
Ngapouri	21/10/2020	Rp		RT	1+	170	500
Okareka	22/09/2020	Rp	G20	RT	1+	170	500
Okareka	22/09/2020	Rp		RT	1+	170	2000
Okareka	26/05/2021	LpAd		RT	1+	160	2000
Okaro	20/10/2020	Rp		RT	1+	170	500
Okataina	9/09/2020	Rp	E20	RT	1+	180	500
Okataina	9/09/2020	Rp		RT	1+	180	1000
Okataina	13/10/2020	Rp		RT	1+	180	1000
Okataina	17/03/2021	LpAd		RT	1+	160	250
Okataina	13/04/2021	LpAd		RT	1+	160	250
Okataina	18/05/2021	LpAd	21O	RT	1+	170	500



Water	Date	Mark	Tag	Species	Age	Modal mm	Number
Rerewhakaaitu	22/09/2020	Rp	I20	RT	1+	170	500
Rerewhakaaitu	23/09/2020	Rp		RT	1+	170	3500
Rerewhakaaitu	20/05/2021	Lpad		RT	1+	160	2500
Rotoehu	24/09/2020	Rp	C20	RT	1+	170	500
Rotoehu	24/09/2020	Rp		RT	1+	170	2000
Rotoehu	18/05/2021	LpAd		RT	1+	170	1500
Rotoiti	15/09/2020	Rp	B20	RT	1+	170	500
Rotoiti	15/09/2020	Rp		RT	1+	170	6500
Rotoiti	14/10/2020	Rp		RT	1+	180	6500
Rotoiti	26/02/2021	Ad	N21	RT	1+	150	500
Rotoiti	18/03/2021	LpAd		RT	1+	160	4000
Rotoiti	14/04/2021	LpAd		RT	1+	160	5000
Rotoiti	11/05/2021	LpAd	21R	RT	1+	170	500
Rotoiti	11/05/2021	LpAd		RT	1+		5000
Rotoma	30/09/2020	Rp	D20	RT	1+	170	500
Rotoma	30/09/2020	Rp		RT	1+	170	2000
Rotoma	19/05/2021	LpAd		Tiger	1+	170	500
Rotoma	19/05/2021	LpAd		RT	1+	170	2000
Rotorua	6/10/2020	Rp	A20	RT	1+	170	1000
Rotorua	17/02/2021	-		RT	3+		15
Tarawera	8/09/2020	Rp	H20	RT	1+	180	500
Tarawera	8/09/2020	Rp		RT	1+	180	4,000
Tarawera	13/10/2020	Rp		RT	1+	180	3,500
Tarawera	23/02/2021	Ad		RT	1+	150	500
Tarawera	23/02/2021	Ad	X21	RT	1+	150	500
Tarawera	17/03/2021	LpAd		RT	1+	160	1,000
Tarawera	13/04/2021	LpAd		RT	1+	160	1,000
Tarawera	11/05/2021	LpAd	21T	RT	1+	170	500
Tarawera	11/05/2021	LpAd		RT	1+		500
Tuai/Kaitawa	17/11/2020	Rp		BT	1+	200	200
Tuai/Kaitawa	17/11/2020	Rp		RT	1+	190	500

<i>Project and Objective</i>	<i>Performance Measure</i>	<i>Actual Result</i>
<b>1143 Te Wairoa Trap</b> (i) Operate Te Wairoa trap to obtain suitable brood stock and collect sufficient ova to sustain the hatchery programme.	<b>Report the results of the trapping programme to each meeting of Council during the period April to August 2021.</b>	(i) The Te Wairoa trap was operated and 421,000 ova were collected from 87 crosses. (ii) Reported to Council bi-monthly during the trapping season.

Table 9: Te Wairoa trap summary

<b>Fish details</b>	<b>2020-21</b>	<b>2019-20</b>	<b>2018-19</b>	<b>2017-18</b>	<b>2016-17</b>
<b>Total fish trapped</b>	2312	1,245	2,757	2,122	801
<b>Average Length (mm)</b>	537	549	549	532	538
<b>Average Weight (kg)</b>	1.95	1.89	2.09	1.86	1.82
<b>Wild % in run</b>	38.0	23.0	26.8	29.5	23.6



**1160: Releases: Transfer and release sports fish and game birds to augment populations within the region**

<i>Project and Objective</i>	<i>Performance Measure</i>	<i>Actual Result</i>
<b>1161 Sports Fish Liberations</b> Fin clip, tag, transfer, and release hatchery reared trout in accordance with regional stocking strategies.	<b><i>Report liberations to the following meeting of Council.</i></b>	Liberations reported to the following meeting of Council.

**1170: Regulations: Develop regulations to ensure that harvest of sports fish and game birds is within sustainable limits**

<i>Project and Objective</i>	<i>Performance Measure</i>	<i>Actual Result</i>
<b>1171 Sports Fish Regulations</b> Contribute to the maintenance of sports fish resources by conducting a review of the annual Anglers Notice and recommending amendments to it if required for the 2021-2022 season.	<b><i>Recommend fishing season conditions for the 2021-2022 Anglers Notice by 30 June 2021.</i></b>	Anglers notice process completed at June 2021 Council Meeting. Recommendations sent to NZ Council 17 June 2021.
<b>1172 Game Bird Regulations</b> Maintain game bird resources via the development of annual game season conditions.	<b><i>Recommend game season conditions for the 2021 season to the NZ Council by 31 January 2021.</i></b>	Recommended Game Season Conditions sent to NZ Council 30 January 2021.
<b>1173 Game Bird Authorities</b> Provide input to Department of Conservation (DOC) permitting processes to capture, hold, breed and release game birds, and provide input to national Fish & Game initiatives to obtain authorities or delegations from DOC to administer all related matters pertaining to Schedule 1 Wildlife Act game species.	<b><i>Report activities to the following meeting of Council.</i></b>	No requests to provide input to permitting processes or authorities to hold, capture or release game birds were received from DOC, nor was there any requirement or request to provide input to national Fish & Game initiatives of this nature.
<b>1174 Upland Game Properties</b> Monitor any upland game properties operating under Schedule 1 of the Wildlife Act, liaise with the operators and review annual operating registers.	<b><i>Report activities of upland game properties to Council by 30 November 2021.</i></b>	Nothing to report to Council as no upland game properties operating under Schedule 1 this year.



**1180: Game Bird Control: Minimise significant damage caused by game birds to private land**

<i>Project and Objective</i>	<i>Performance Measure</i>	<i>Actual Result</i>
<b>1181 Game Bird Control</b> Reduce damage to crops or pasture from unwanted aggregations of game birds by assisting landowners and utilising the efforts of game bird hunters wherever practical.	<b>Maintain permit database and report on the number of permits issued annually in the year end Performance Report.</b>	42 permits were issued to 31 landowners. All requests were dealt with in a timely manner.

*Table 10: Permits issued to disturb game birds by species (31 landowners)*

<b>Species</b>	<b>Permits Issued</b>
Black Swan	3
Paradise Shelduck	13
Mallard duck	1
Pukeko	18
Ring necked pheasant	7
<b>Total</b>	<b>42</b>



## SPORTS FISH AND GAME BIRD HABITAT PROTECTION AND MAINTENANCE

### Goal

*To manage, maintain, and enhance sports fish and game bird habitat to maximise recreational opportunities for anglers and hunters.*

### SUMMARY OF RESOURCES

Code	Project Cluster	Budget			Actual		
		Total Expense	Income	Net Cost	Total Expense	Income	Net Cost
1210	RMA	\$101,921	\$0	\$101,921	\$99,140	\$0	\$99,140
1220	Works & Management	\$82,231	\$12,150	\$70,081	\$95,462	\$15,703	\$79,759
1230	Assisted Habitat	\$63,766	\$4,115	\$59,651	\$58,684	\$25,146	\$33,538
1240	Assessment	\$4,962	\$0	\$4,962	\$337	\$0	\$337
Total		\$252,880	\$16,265	\$236,615	\$253,623	\$40,849	\$212,774

**1210: Resource Management Act: Effectively represent Fish & Game interests and the aspirations of anglers and hunters in resource management processes and strategies by advocating for sports fish and game bird habitat values, angling, and hunting values in statutory and non-statutory planning processes.**

<i>Project and Objective</i>	<i>Performance Measure</i>	<i>Actual Result</i>
<p><b>1211 RMA Planning</b></p> <p>(i) Review plans, policies and strategies and advocate for decisions and conditions that provide for sports fish and game bird interests and the interests of anglers and hunters.</p> <p>(ii) Contribute to the improvement of water quality in the Rotorua lakes via collaborative processes, research, and fishery and angler monitoring.</p> <p>(iii) Minimise effects on fisheries arising from activities aimed at improving water quality in the Rotorua lakes.</p> <p>(iv) Utilise the results of river fishery investigations to advocate for improved water</p>	<p><b>Report activities to each meeting of Council.</b></p>	<p>(i) All activities reported to Council bi-monthly.</p> <p>(ii) Involved in statutory and non-statutory planning processes with District/Regional Councils as shown in Table 11.</p>



<p>quality in the Rangitaiki and Motu River catchments in particular.</p> <p>(v) Make submissions on regional and district council planning documents to promote rules that facilitate game bird habitat enhancement.</p>		
<p><b>1212 Consent Applications</b> Review and respond to consent applications and advocate for decisions and conditions that provide for sports fish and game bird interests and the interests of anglers and hunters.</p>	<p><b><i>Report activities to each meeting of Council.</i></b></p>	<p>(i) All activities reported to Council bi-monthly. (ii) Summary of actions taken provided in Table 12.</p>

*Table 11: Meetings, hearings, appeals and/or mediations in which we have been involved*

<b>Authority</b>	<b>Process</b>
Bay of Plenty Regional Council	<ul style="list-style-type: none"> <li>• Rural and Environmental Sector Organisation Forum</li> <li>• Proposed Plan Change 9 (Withdrawn)</li> <li>• Proposed Pest Management Plan</li> <li>• Important trout habitat review</li> </ul>
National	<ul style="list-style-type: none"> <li>• NES – Wetland provisions</li> <li>• NES – Intensive Winter Grazing provisions</li> <li>• Essential Freshwater Work Programme – Freshwater Farm Plans, Stock Exclusion regulations</li> <li>• Resource Management Act reform – Natural and Built Environments Bill</li> <li>• Te Mana o te Wai</li> </ul>
Waikato Regional Council	<ul style="list-style-type: none"> <li>• Proposed Pest Management Plan</li> <li>• Plan Change 1 – Healthy Rivers</li> </ul>
Gisborne District Council	<ul style="list-style-type: none"> <li>• Motu Catchment Plan</li> </ul>
DOC	<ul style="list-style-type: none"> <li>• Bay of Plenty Conservation Management Strategy</li> </ul>
Western Bay of Plenty District Council	<ul style="list-style-type: none"> <li>• Long Term Plan – cycle/walkway proposal</li> </ul>






Table 12: Summary of Consent Applications received

Consent activity	Number of applications
No concerns letter	18
Section 95E3a approval	6
Opposed	0
<b>Total number of consents received</b>	<b>24</b>

**1220: Works and Management: Wildlife management reserves and other wetland reserves**

<i>Project and Objective</i>	<i>Performance Measure</i>	<i>Actual Result</i>
<p><b>1221 Reserves Management</b>                      Manage water levels and habitat in wildlife management reserves; advocate and maintain optimum conditions for waterfowl.</p> <p>(i) Implement, monitor, and refine if necessary, the annual maintenance strategy subsidised by a habitat management fee imposed on ballot holders that was introduced in 2018.</p> <p>(ii) Continue to implement wetland monitoring and maintenance programmes in the reserves (including water reticulation systems in Kaituna and Awaiti WMRs) in accordance with the five-year maintenance plan for the reserves.</p> <p>(iii) Continue to contribute to the design and implementation of habitat creation and enhancement within and adjoining the Kaituna WMR in conjunction with the Bay of Plenty Regional Council and Department of Conservation (DOC).</p> <p>(iv) Assist with monitoring and implementation of the Waikato River Authority funded fencing and habitat</p>	<p><b>Report activities to the following meeting of Council.</b></p>	<p>(i) \$5,784 received from ballot holder habitat enhancement fees with funds used for pest plant and access spraying in eight reserves.</p> <p>(ii) Annual mowing and complementary spraying programme to (i) above was completed. Water reticulation works and access track maintenance for Awaiti and Kaituna WMRs completed. Regular habitat and hydrology inspections in all critical wetlands.</p> <p>(iii) Construction works and weir installs for stages two and three completed with majority of native planting finished. Contribution ongoing and reported to Council bi-monthly.</p> <p>(iv) Ngapouri and Tutaeinanga programme effectively completed with ongoing maintenance management now to be undertaken by Fish &amp; Game as gazetted managers.</p>



enhancement programme at Lakes Ngapouri and Tutaeinanga.		
--	--	--

**1230: Assisted Habitat: Assist habitat enhancement by individuals and organisations and manage significant projects**

<i>Project and Objective</i>	<i>Performance Measure</i>	<i>Actual Result</i>
<p><b>1231 Respond to Landowner Requests for Assistance</b></p> <p>(i) Respond to all requests from hunters and landowners for advice on creating wetland habitat on non-public land. Make available information packages and services including land owner site visits and consent advice.</p> <p>(ii) Use rural media to encourage wetland enhancement on non-public land.</p>	<p><i>(i) Respond to all landowners' requests for advice and contribute to the development and/or enhancement of habitat that enhances waterfowl productivity and greylards in particular.</i></p> <p><i>(ii) Report activities to the following meeting of Council.</i></p>	<p>(i) Landowner information/advice provided to seven landowners in relation to enhancement of 16 ha of wetland habitat.</p> <p>(ii) Rural media not utilised due to issues and constraints to creation and enhancement of wetlands introduced by the National Environmental Standards for Freshwater Regulations 2020.</p> <p>(iii) Reported to Council bi-monthly.</p>
<p><b>1232 Habitat Creation and Enhancement Projects</b></p> <p>(i) Encourage landowners to enhance the game bird habitat values of existing ponds in rural environments in accordance with a strategy developed to do this.</p> <p>(ii) Make at least two applications to external funding providers for habitat creation projects in the Eastern Region.</p> <p>(iii) Assist in wetland habitat creation and enhancement in the Waikato River catchment through WCEET</p>	<p><i>(i) Make at least two applications for external funding for an enhancement project.</i></p> <p><i>(ii) Report WCEET activities by 31 August 2021.</i></p> <p><i>(iii) Report activities to the following meeting of Council.</i></p>	<p>(i) Encouragement and assistance for rural landowners towards enhancement of stock ponds for development was put on hold due to a combination of Covid restrictions, funding cuts, and the introduction of the National Environmental Standards for Freshwater Regulations 2020 which presents significant challenges and obstacles to wetland enhancement.</p>



<p>trustee and project manager participation.</p> <p>(iv) Advocate for remedial works and/or enhancement of riparian/instream fisheries habitat in tributaries of Lake Rotorua and provide technical advice to projects instigated.</p> <p>(v) Advocate for more environmentally appropriate drain management practices with relevant agencies with the aim of enhancing habitat for dabbling ducks.</p>		<p>(ii) No external funding applications were made as a consequence of (i).</p> <p>(iii) Attended WCEET meetings and managed eight projects. Reported updates to March 2021 Council meeting.</p> <p>(iv) Fishery instream habitat enhancement works undertaken in mid reaches of Ngongotaha Stream, and works undertaken in four Bay of Plenty rivers.</p> <p>(v) Advocacy for stream and drain enhancement undertaken included submissions made to BOPRC bylaws and engineers' meetings.</p> <p>(vi) All activities reported to Council bi-monthly.</p>
--	--	--

**1240: Assess and Monitor: Assess and monitor regional trends in significant habitat areas**

<i>Project and Objective</i>	<i>Performance Measure</i>	<i>Actual Result</i>
<p><b>1241 Monitor Waterfowl Habitats</b> Interact with Wetland Forum groups and/or other agencies compiling or updating wetland inventories.</p>	<p><b><i>Report activities to the following meeting of Council.</i></b></p>	<p>Participated in one Bay of Plenty Wetland Forum meeting, and assisted with organisation of white bait and bittern habitat workshop.</p>



## ANGLER AND HUNTER PARTICIPATION AND SERVICES

### Goal

*To encourage angler and hunter participation while maintaining the quality of the recreational experience.*

### SUMMARY OF RESOURCES

Code	Project Cluster	Budget			Actual		
		Total Expense	Income	Net Cost	Total Expense	Income	Net Cost
1310	Access	\$50,496	\$0	\$50,496	\$47,397	\$0	\$47,397
1330	Newsletters	\$19,710	\$0	\$19,710	\$11,644	\$0	\$11,644
1340	Other Publications	\$4,757	\$0	\$4,757	\$4,282	\$0	\$4,282
1350	Training	\$52,832	\$7,750	\$45,082	\$36,224	\$7,839	\$28,385
1360	Club Relations	\$2,205	\$0	\$2,205	\$1,346	\$0	\$1,346
1370	Huts	\$3,655	\$400	\$3,255	\$3,415	\$1,287	\$2,128
	Total	\$133,655	\$8,150	\$125,505	\$104,308	\$9,126	\$95,182

### 1310: Angler and Hunter Access: To maintain and enhance access to the sports fish and game bird resources of the Eastern Region

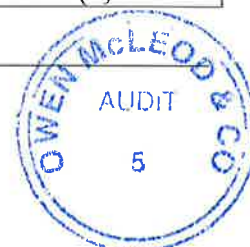
<i>Project and Objective</i>	<i>Performance Measure</i>	<i>Actual Result</i>
<p><b>1311 Maintain and Enhance Access</b> Physical and legal access to angling and hunting opportunities.</p> <p>(i) Maintain angling tracks in the Ngongotaha and Waiteti Streams, and the Tarawera, Waioeka, Rangitaiki and Waikaretaheke Rivers.</p> <p>(ii) Maintain and enhance access opportunities within the greater Rangitaiki catchment.</p> <p>(iii) Investigate East Coast fisheries north of Gisborne and access to these as opportunity permits.</p> <p>(iv) Continue to advocate for improved access through plantation forests including Kaingaroa, and seek</p>	<p><b>Report activities to the following meeting of Council.</b></p>	<p>(i) Access maintenance work carried out as required at all specified locations.</p> <p>(ii) Consultation carried out with DOC and Iwi and approval given for Whirinaki River access enhancement work to proceed.</p> <p>(iii) No investigations undertaken in East Coast fisheries north of Gisborne due to time constraints.</p> <p>(iv) Advocacy with landowners and forest managers for improved access undertaken, and an unlawful restriction on access issue resolved at Lake</p>



<p>resolution in relation to the establishment of access to areas in which access to fish and game resources by licence holders has been unlawfully denied.</p> <p>(v) Make submissions to the Walking Access Commission, Overseas Investment Office, and Office of Treaty Settlements to ensure that provision is made for public access where appropriate.</p>		<p>Maraetai.</p> <p>(v) Waikato Fishery brochure and access signage completed along with promotion.</p> <p>(vi) Access issue register updated, and consultation, advice and liaison with Walking Access Commission ongoing.</p> <p>(vii) Activities reported to Council bi-monthly.</p>
<p><b>1312 Signage</b> Maintain signs and enhance access through signage at key fishing and hunting access points. Maintain signage inventory databases.</p>	<p><i>Report activities to the following meeting of Council.</i></p>	<p>(i) Access signage maintained and improved, and database updated.</p> <p>(ii) Activities reported to Council at meeting following.</p>
<p><b>1313 Hunter Ballots</b> Allocate and manage balloted hunting stands in Fish &amp; Game managed Wildlife Management Reserves/wetlands.</p>	<p><i>Allocate balloted hunting stands.</i></p>	<p>Ballot draw completed, and hunters advised of hunting stands for the 2021 season.</p>

**1330: Newsletter, Licence holder communications: Effectively inform anglers and hunters of matters relating to Fish & Game and opportunities for increased participation**

<i>Project and Objective</i>	<i>Performance Measure</i>	<i>Actual Result</i>
<p><b>1331 Electronic Newsletters</b> Contribute text to and circulate newsletters (e-zines) to clubs and licence holders in accordance with national strategy (which is in the process of being reviewed but currently comprises three “Both Barrels” and nine “Reel Life” ezines.</p>	<p><i>Contribute to preparation of nationally co-ordinated electronic newsletters.</i></p>	<p>Eight ‘Reel Life’ and three ‘Both Barrels’ E-zine newsletters were produced and distributed.</p>
<p><b>1332 Fish &amp; Game Publications</b> Prepare articles for inclusion in two issues of Fish and Game New Zealand to 2020 whole</p>	<p><i>(i) Articles submitted to publisher in accordance with deadlines for mailout</i></p>	<p>(i) Four pages prepared and submitted in time for both the Fish &amp; Game game magazine supplement (3,046</p>



<p>season game licence holders and 2020-2021 whole season fish licence holders. Prepare and distribute pre-season newsletters.</p>	<p><i>of game issue in April 2021, and fish issue in August 2021.</i> <i>(ii) Pre-season fish and game newsletters distributed.</i></p>	<p>recipients) and the fishing magazine supplement (8,242 recipients). (ii) No hard copy newsletters published this year but pre-season electronic newsletters sent out.</p>
<p><b>1333 Fish &amp; Game Website</b> Ensure Fish &amp; Game information including access maps on the Eastern Region website is maintained and regularly updated.</p>	<p><i>Report activities to the following meeting of Council.</i></p>	<p>(i) Numerous site updates were made to the Eastern Fish &amp; Game web page during the year. (ii) Reported to Council bi-monthly.</p>
<p><b>1334 Social Media</b> Continue to operate Twitter account and upload material to Facebook page and/or other platforms subject to any R3/national strategy developed prior to, or during the 2020-2021 OWP year.</p>	<p><i>Report activities to the following meeting of Council.</i></p>	<p>Regular posts were made to Facebook which is proving to be a useful means of communication. Twitter is no longer being used. Licence holder enquiries are being received via social media.</p>

**1340: Informational Publications: Assist anglers and hunters to access the hunting and fishing opportunities of the Eastern Region**

<i>Project and Objective</i>	<i>Performance Measure</i>	<i>Actual Result</i>
<p><b>1341 Information Pamphlets</b> (i) Review and if necessary reprint pamphlets, address information deficiencies and use website and other forms of communication to make access and other information more readily available. (ii) Maintain stocks of information pamphlets with licence agents and other outlets throughout the region.</p>	<p><i>Report on activities to the following meeting of Council.</i></p>	<p>(i) A new Waikato River and Hydro and Lakes brochure was produced and other stocks maintained. (ii) Activities reported to Council at meeting following.</p>



**1350: Angler and Hunter Training: Encourage new participants to take up angling and hunting**

<i>Project and Objective</i>	<i>Performance Measure</i>	<i>Actual Result</i>
<p><b>1351 Junior Angler/Hunter Programmes</b></p> <p>(i) Operate the children’s fishing programme in conjunction with the Rotorua Anglers Association and invite participation from other clubs where appropriate.</p> <p>(ii) Continue to provide hunting access to Waewaetutuki Wetland for junior hunters.</p>	<p><b>(i) Provide sufficient two-year-old fish to support the fishing programme.</b></p> <p><b>(ii) Provide hunting opportunity at Waewaetutuki Wetland for up to 12 junior hunters.</b></p> <p><b>(iii) Report activities and participation to the following meetings of Council.</b></p>	<p>(i) Approximately 2,000 rising 2-year-old rainbow trout were added to the children’s pond during the summer.</p> <p>(ii) Provided opportunity at Waewaetutuki and managed novice hunter programme.</p> <p>(iii) Implemented a “take a mate hunting” promo for hunting opening weekend.</p> <p>(iv) Activities reported to Council at meeting following.</p>
<p><b>1352 Angler/Hunter Training</b></p> <p>(i) Provide angler and hunter training information and make available novice hunter/angler starter packs.</p> <p>(ii) Conduct boat angling training seminar(s).</p> <p>(iii) Conduct adult beginner’s angling training seminar if sufficient interest available.</p> <p>(iv) Conduct kayak angling training seminar if sufficient interest available.</p> <p>(v) Support hunter education initiatives.</p>	<p><b>(i) Provide at least one boat angler information seminar and two other angler training seminars.</b></p> <p><b>(ii) Participate in the HUNTS programme for hunter training.</b></p>	<p>(i) Responded to requests for angler and hunter training information and maintained a supply of starter packs.</p> <p>(ii) A boat fishing seminar was held at Tarawera in January 2021.</p> <p>(iii) Assisted with one HUNTS course.</p>
<p><b>1353 Angler/Hunter Enquiries</b></p> <p>Respond to enquiries for information from anglers and hunters.</p>	<p><b>Provide information and respond to enquiries promptly.</b></p>	<p>Angler/hunter enquiries were responded to in a timely manner.</p>
<p><b>1354 Fishing Competitions</b></p> <p>Review applications to hold fishing competitions and grant permits where appropriate.</p>	<p><b>Respond to applications within five working days and report on permits granted to each meeting of Council.</b></p>	<p>Thirty three fishing competition permits were granted within five days of receipt of application. Reported to Council bi-monthly.</p>



<p><b>1355 Enhanced Fishery</b> Continue to explore/trial options for development of an enhanced trout fishery in the western Bay of Plenty, and monitor outcomes.</p>	<p><b><i>Report on activities to the following meeting of Council.</i></b></p>	<p>Liberations to Lake McLaren were increased and included 100 large, ‘trophy’ sized fish this year. Data from three tagged fish from previous liberations have been returned by anglers and in time further returns will provide insight into the growth and performance of these fish.</p>
--	--	--

**1360: Club Relations: Maintain communications with Fish & Game related clubs**

<i>Project and Objective</i>	<i>Performance Measure</i>	<i>Actual Result</i>
<p><b>1361 Fish &amp; Game Club Communications</b> Maintain club register, attend club meetings, and provide periodic news updates to clubs as appropriate.</p>	<p><b><i>Attend at least 10 club meetings or other gatherings by 31 August 2021. Report activities to following meeting of Council.</i></b></p>	<p>Seven club meetings or events were attended by staff and reported to following meeting of Council.</p>

**1370: Fish and Game Huts**

<i>Project and Objective</i>	<i>Performance Measure</i>	<i>Actual Result</i>
<p><b>1371 Fish &amp; Game Huts</b> Maintain Fish &amp; Game huts at Waikaremoana and Wairua.</p>	<p><b><i>Report maintenance activities to following meeting of Council.</i></b></p>	<p>Huts maintained as required. Activities reported to Council at meeting following.</p>





## PUBLIC INTERFACE

### Goal

*To maximise public awareness of the values associated with the sports fish and game bird resource, and support for the management role of Fish and Game New Zealand.*

### SUMMARY OF RESOURCES

Code	Project Cluster	Budget			Actual		
		Total Expense	Income	Net Cost	Total Expense	Income	Net Cost
1410	Liaison	\$4,962	\$0	\$4,962	\$1,010	\$0	\$1,010
1420	Communication	\$8,770	\$0	\$8,770	\$4,846	\$0	\$4,846
1440	Public Promotions	\$11,667	\$0	\$11,667	\$2,177	\$0	\$2,177
1450	Visitors/Education	\$27,515	\$0	\$27,515	\$10,449	\$0	\$10,449
	Total	\$52,914	\$0	\$52,914	\$18,482	\$0	\$18,482

#### 1410: Liaison: Avoid conflicts and maintain effective advocacy and liaison with statutory resource management agencies

<i>Project and Objective</i>	<i>Performance Measure</i>	<i>Actual Result</i>
<p><b>1411 Statutory Liaison and Political Awareness</b></p> <p>Maintain a structured liaison and advocacy programme with key agencies and individuals. Make submissions to senior Regional Council and DOC staff on significant regional matters. Engage in governor-governor meetings where appropriate. Engage with iwi groups and tribal authorities including Te Uru Taumatua, the Tuhoe Board, and Te Arawa Lakes Trust. Ensure political awareness of Fish &amp; Game activities and support for improved habitat performance.</p>	<p><b>(i) Manager to meet with senior Regional Council and DOC staff at least yearly. Manager and/or staff to attend Conservation Board meetings when matters need to be brought to attention of Board and/or topical issues are on the agenda.</b></p> <p><b>(ii) Manager to meet periodically with Te Uru Taumatua and/or the Tuhoe Board or tribal entities e.g. the Waikaremoana Tribal Authority, and Te Arawa Lakes Trust.</b></p> <p><b>(iii) Manager/ Councillors to visit electorate MPs as appropriate.</b></p> <p><b>(iv) Activities reported to following meetings of Council.</b></p>	<p>(i) Met with senior Bay of Plenty Regional Council and DOC managers and liaised with various staff as required.</p> <p>(ii) No Conservation Board meetings attended as nothing on Board agendas of relevance to Council nor matters needing to be brought to Conservation Boards within the Eastern Region.</p> <p>(iii) Eastern Fish &amp; Game staff met with Waikaremoana Tribal Authority staff on several occasions and correspondence entered into with Te Uru Taumatua.</p> <p>(iv) All activities reported to Council at meeting following.</p>



**1420: Communication: Develop and maintain effective communication with the wider public, the media, stakeholders, and strategic allies**

<i>Project and Objective</i>	<i>Performance Measure</i>	<i>Actual Result</i>
<p><b>1421 Public Communications</b> To advocate the interests of anglers and hunters by maintaining effective communication with non-statutory groups or individuals including farmers, iwi and the general public.</p> <p>(i) Implement regional public awareness programme and identify and pursue marketing opportunities.</p> <p>(ii) Maintain a strong presence in public media.</p> <p>(iii) Engage and communicate with rural community and land owners. Develop/maintain relationships with groups such as Federated Farmers, Fonterra, and Dairy NZ.</p> <p>(iv) Engage with iwi. Develop/maintain formal relationships with key iwi groups within the region (e.g. Te Arawa), participate in Treaty Settlement processes that affect anglers and hunters, and explore possibilities for collaborative projects, e.g. providing opportunities for junior anglers.</p>	<p><b>(i) Contribute to national public awareness network.</b></p> <p><b>(ii) Manage website for effective licence holder communication and public awareness. Prepare and distribute at least 25 media press releases before 31 August 2021.</b></p> <p><b>(iii) Submit on Treaty Settlements affecting angler/hunter access and develop relationships with key iwi groups.</b></p> <p><b>(iv) Report activities to following meeting of Council.</b></p>	<p>(i) Staff participated in national public awareness/marketing group communications and Zoom meetings.</p> <p>(ii) Website managed to the extent it is currently possible for regional staff to do so, and Facebook account updated as required.</p> <p>(iii) Fourteen media releases were prepared and distributed during the year.</p> <p>(iv) Met with CE and other senior Dairy NZ staff on two occasions</p> <p>(v) Continued to liaise with Office of Treaty Settlements in relation to access provisions in an upcoming settlement in the eastern Bay of Plenty.</p> <p>(vi) Activities reported to Council at meeting following.</p>

**1440: Promotions: Actively promote the work of Fish & Game with the wider public and the media**

<i>Project and Objective</i>	<i>Performance Measure</i>	<i>Actual Result</i>
<p><b>1441 Public Promotions</b> Enhance the profile of Fish &amp; Game NZ as the manager of sports fish and game birds,</p>	<p><b>(i) Support national public awareness events.</b></p> <p><b>(ii) Prepare articles for</b></p>	<p>(i) Provided information to national public awareness initiatives.</p> <p>(ii) Prepared articles for</p>



<p>impart a greater understanding of what it does, and highlight the recreational opportunities available within the region. Seek external sponsorship for tagged fish event.</p>	<p><i>angler/hunter magazines.</i>  <b>(iii) Work with Destination Rotorua to raise the profile of the Rotorua lakes fisheries.</b>  <b>(iv) Conduct a tagged fish event in October 2020.</b>  <b>(v) Report activities to following meeting of Council.</b></p>	<p>magazines.                  (iii) Maintained connection with Destination Rotorua and i-SITE.                  (iv) A "Rotorua Lakes Fish for Gold" tagged trout promotion was not held this year due to issues finding a sponsor(s) and concerns that the key objectives underlying the event were not being realised with the current approach.                  (v) Reported all activities to the Council meeting following.</p>
---	--	--

**1460: Visitors /Education: Educate the wider public on the role of Fish & Game New Zealand**

<i>Project and Objective</i>	<i>Performance Measure</i>	<i>Actual Result</i>
<p><b>1451 Education</b>                      (i) Educate people in sports fish and game bird management, and raise awareness of trout fishing and game bird hunting and the importance of protecting habitat for these and other species.                      (ii) Maintain use of the Ngongotaha hatchery and grounds as a means of promoting Fish &amp; Game to schools and the wider public.</p>	<p><b>(i) Conduct presentations to groups and provide conducted tours of the hatchery.</b>  <b>(ii) Report activities to the following meeting of Council.</b></p>	<p>(i) Tours were provided to two schools/outside organisations.                      (ii) Reported activities to the following meeting of Council.</p>
<p><b>1452 Maintenance and Enhancement of Grounds and Facilities</b>                      Maintain and enhance facilities for the education and benefit of visitors.</p>	<p><b>Report activities to the following meeting of Council.</b></p>	<p>Grounds and facilities maintained as required and activities reported to the following meeting of Council.</p>



## COMPLIANCE

### Goal

*To protect the sports fish and game bird resource and its user management through enforcement and education of legislative requirements.*

#### SUMMARY OF RESOURCES

Code	Project Cluster	Budget			Actual		
		Total Expense	Income	Net Cost	Total Expense	Income	Net Cost
1510	Ranging	\$63,990	\$0	\$63,990	\$50,867	\$0	\$50,867
1520	Ranger Training	\$8,167	\$0	\$8,167	\$7,106	\$0	\$7,106
1530	Compliance	\$28,156	\$6,000	\$22,156	\$23,602	\$4,261	\$19,341
	Total	\$100,313	\$6,000	\$94,313	\$81,575	\$4,261	\$77,314

#### 1510: Ranging: Maintain compliance with angling and hunting regulations through enforcement activities

<i>Project and Objective</i>	<i>Performance Measure</i>	<i>Actual Result</i>
<b>1511 Ranging</b> Maintain a high level of participant contact through enforcement and monitor compliance with licensing and season conditions.	<b><i>Organise ranging activity to achieve 3,000 angler and hunter contacts. Aim for 95% compliance with legal requirements and season regulations from anglers and hunters contacted. Provide report to each meeting of Council.</i></b>	(i) 2,407 angler/hunter contacts were made during ranging operations by staff and honorary rangers. Ranging was co-ordinated and undertaken across the region. Overall compliance rate of all persons checked was approximately 98.8%. Thirty persons were dealt with for 46 separate offences (Table 14).  (ii) Warrantless powers of entry and/or search (Sec 39 Wildlife Act 1953 and Sec 40 Conservation Act 1987) for entry to land were exercised on 24 occasions, all while carrying out game bird hunter ranging.  (iii) All activities reported to council bi-monthly.



**1520: Ranger Training: Ensure effective ranging across the region with suitably trained and resourced personnel**

<i>Project and Objective</i>	<i>Performance Measure</i>	<i>Actual Result</i>
<p><b>1521 Training</b>                      Manage the regional network of honorary Fish &amp; Game Rangers and ensure that a sufficient level of training and support is provided for both honorary rangers and warranted staff.</p>	<p><b><i>Undertake one organised training exercise for honorary rangers and warranted staff and report to Council by 31 August 2021.</i></b></p>	<p>(i) Throughout the year we operated a team of Nine honorary rangers in addition to nine staff rangers.</p> <p>(ii) One regional annual training day was conducted, and two safety training refreshers were hosted here and attended by rangers and staff from Eastern and other Fish &amp; Game regions. Other training refreshers were delivered to staff during the year.</p> <p>(iii) Provided National Compliance Co-ordination and contributed to other national matters including advice around policy, law changes and other processes.</p> <p>(iv) Reported to all bi-monthly meetings of Council.</p>



**1530: Compliance/Prosecutions: Follow a consistent policy driven approach to dealing with non-compliance to regulations**

<i>Project and Objective</i>	<i>Performance Measure</i>	<i>Actual Result</i>
<p><b>1531 Prosecutions</b> Follow National Prosecution Policy guidelines to deal with individuals found unlicensed or in non-compliance with season regulations without just cause.</p>	<p><b>Report details of case outcomes to each meeting of Council.</b></p>	<p>(i) Offence resolution as per Table 13. Thirty offenders were dealt with for 46 offences.</p> <p>(ii) All matters which met the Solicitor-General's prosecution guidelines and Fish &amp; Game prosecution policy standards were dealt with by Court prosecution with diversion an option as appropriate.</p> <p>(iii) Reported to council bi-monthly.</p>

*Table 13: Resolution of offences 2020-2021 year*

<b>Resolution Type</b>	<b>Number of offenders</b>
Prosecution – no diversion	7
Prosecution – diversion	10
Warning – adult	10
Warning - youth	3
<b>Total</b>	<b>30</b>

*Table 14: Offence table 2020-2021 year*

<b>Offence name</b>	<b>Number of offences</b>
Disturbing wildlife	1
Fails to comply with ranger/obstruction	3
False declaration that holds licence	1
Fish with illegal tackle	1
Fish closed waters	7
Fish with unattended rod	3
Fishing without licence	17
Gives false details	3
Hunt or kill protected species	1
Hunting without licence	2
Possess or hunt with lead shot	3
Unrestricted shotgun magazine	4
<b>Total number of offences</b>	<b>46</b>



## LICENSING

### Goal

*To optimise the sale of angling and hunting licences as valued products.*

#### SUMMARY OF RESOURCES

Code	Project Cluster	Budget			Actual		
		Total Expense	Income	Net Cost	Total Expense	Income	Net Cost
1610	Licence Production	\$10,248	\$1,184,799	-\$1,174,551	\$7,980	\$1,314,839	-\$1,306,859
1620	Agent Servicing	\$11,302	\$0	\$11,302	\$4,240	\$0	\$4,240
1630	Agent Payments	\$53,316	\$0	\$53,316	\$50,685	\$0	\$50,685
	Total	\$74,866	\$1,184,799	-\$1,109,933	\$62,905	\$1,314,839	-\$1,251,934

#### 1610: Licensing: Maintain and monitor a readily available and efficient licensing system

<i>Project and Objective</i>	<i>Performance Measure</i>	<i>Actual Result</i>
<b>1611 Licence Production and Distribution</b> Issue fishing and hunting licences and updated regulations in a timely manner.	<b><i>To have available fish licences and regulation guides for the 2019-2020 season by 1 September 2020. To have available game licences and regulation guides for the 2021 season by 31 March 2021.</i></b>	(i) Fish licences and regulation guides were available for purchase on 20 August 2020. (ii) Game licences and regulation guides were available for purchase on 11 March 2021.
<b>1612 Analysis of Licence Information</b> Evaluate licence sales information monthly, and conduct analyses of licence data to gain insight into licence holder behaviour with a view to identifying marketing opportunities.	<b><i>Provide detailed reports of licence sales performance to each meeting of Council.</i></b>	Licence sales reported to Council bi-monthly and monitored throughout the year.
<b>1613 National Licence Management</b> Support the operation of the national licence management provider.	<b><i>Report activities to the following meeting of Council.</i></b>	Liaised with external provider to ensure licence availability, contributed advice and support to Licence Working Group, and reported to Council bi-monthly.



Table 15: Licence sales performance

Code	FISH					Code	GAME				
	2016/17	2017/18	2018/19	2019/20	2020/21		2016/17	2017/18	2018/19	2019/20	2020/21
FWA	2,196	2,176	2,123	1,957	2,287	GWA	3,097	3,144	3,058	2,671	2,949
FWJ	447	425	397	391	445	GWJ	342	330	305	257	293
FWF	2,982	2,876	2,768	2,475	2,639						
FSLA	354	413	402	445	523						
FLAA	1,681	1,617	1,667	1,660	1,661						
FWNA	553	476	624	492	62						
FWNJ	34	19	28	39	4						
FWIA	568	528	531	461	562						
FWIJ	0	0	0	0	0						
FLBA	111	108	81	77	59						
FSBA	1,368	1,172	1,165	1,027	1,272						
FDA	6,416	6,483	4,013	3,550	4,133	GDA	212	183	155	120	151
FDNA			1,568	1,351	149						
FDJ	548	508	400	351	404	GDJ	8	2	9	12	4
FDNJ			49	43	8						
FWNC			20	21	0						
FDNC			35	31	3						
<b>Total</b>	<b>17,258</b>	<b>16,801</b>	<b>15,871</b>	<b>14,371</b>	<b>14,211</b>	<b>Total</b>	<b>3,659</b>	<b>3,659</b>	<b>3,527</b>	<b>3,060</b>	<b>3,397</b>
<b>LEQ</b>	<b>10,339</b>	<b>9,983</b>	<b>9,839</b>	<b>8,962</b>	<b>9,173</b>	<b>LEQ</b>	<b>3,208</b>	<b>3,246</b>	<b>3,152</b>	<b>2,759</b>	<b>3,039</b>

FWA - Fish Whole Season Adult, FWJ - Fish Whole Season Junior, FWF - Fish Whole Season Family, FSLA - Fish Loyal Senior Adult (Season), FLAA - Fish Local Area Adult (Season), FWNA - Fish Non Resident Adult (Season), FWNJ - Fish Non Resident Junior (Season), FWIA - Fish Winter Adult, FWIJ - Fish Winter Junior, FLBA - Fish Long Break Adult (9 days), FSBA - Fish Short Break Adult (3 days), FDA - Fish Day Adult, FDNA - Fish Day Non Resident Adult, FDJ - Fish Day Junior, FDNJ - Fish Day Non Resident Junior, FWNC - Fish Non Resident Child (Season), FDNC - Fish Day Non Resident Child. GWA - Game Whole Season Adult, GWJ - Game Whole Season Junior, GDA - Game Day Adult, GDJ - Game Day Junior

**1620: Agent Servicing: Management and support of Fish & Game licensing through licence agents**

Project and Objective	Performance Measure	Actual Result
<p><b>1621 Licence Agent Support</b> Communicate and work with licence agents to support the licence management services provided by Eyede, and provide agent training as required.</p>	<p><b>Provide information and respond to enquiries promptly. Complete at least two visits to all significant licence resellers by 31 August 2021.</b></p>	<p>(i) All enquiries were addressed promptly. (ii) Twenty six licence retailers (agents) were maintained within the region. (iii) Major licence retailers were visited from 3-13 times by field staff, and regular contact with agents was maintained by administration staff.</p>





## COUNCIL

### Goal

*To provide for the effective governance of the Fish and Game system by fish and game licence holders.*

#### SUMMARY OF RESOURCES

Code	Project Cluster	Budget			Actual		
		Total Expense	Income	Net Cost	Total Expense	Income	Net Cost
1710	Council Elections	\$0	\$0	\$0	\$67	\$0	\$67
1720	Council Meetings	\$37,909	\$0	\$37,909	\$25,072	\$0	\$25,072
	Total	\$37,909	\$0	\$37,909	\$25,139	\$0	\$25,139

#### 1720: Council Meetings: Effective governance and efficient Council support

<i>Project and Objective</i>	<i>Performance Measure</i>	<i>Actual Result</i>
<p><b>1721 Council</b> Provide effective direction and support to the management of Council's business. Keep Council informed of relevant regional and national matters. Prepare information reports and agendas for Council meetings and any minutes resulting from these meetings.</p>	<p><b><i>Hold at least 6 meetings of the Eastern Fish and Game Council prior to 31 August 2021. Aim to distribute agendas at least eight working days prior to each meeting, and draft minutes as soon as possible after each meeting.</i></b></p>	<p>Six regular Council meetings were held prior to 31 August 2021. All agendas were distributed within required time, and draft minutes distributed as soon as practicable after each meeting.</p>



## PLANNING AND REPORTING

### Goal

*To ensure cost effective and appropriate business management of the fish and game resource.*

#### SUMMARY OF RESOURCES

Code	Project Cluster	Budget			Actual		
		Total Expense	Income	Net Cost	Total Expense	Income	Net Cost
1810	Management Planning	\$25,040	\$0	\$25,040	\$673	\$0	\$673
1820	Annual Planning	\$4,549	\$0	\$4,549	\$1,077	\$0	\$1,077
1830	Reporting	\$38,626	\$0	\$38,626	\$34,772	\$0	\$34,772
1840	National Liaison	\$18,020	\$0	\$18,020	\$7,753	\$0	\$7,753
	Total	\$86,235	\$0	\$86,235	\$44,275	\$0	\$44,275

#### 1810: Management and Strategic Planning

<i>Project and Objective</i>	<i>Performance Measure</i>	<i>Actual Result</i>
<b>1812 R3 Planning and Business Development</b> Develop R3 strategy for Eastern Region, identify and prioritise opportunities for developing additional sources of income, and commence and/or direct additional effort towards implementation of priorities.	<b><i>Development of (i) a preliminary R3 strategy for Eastern Region, and (ii) a preliminary Business Development Strategy/Plan by 30 April 2021. Report activities to each meeting of Council.</i></b>	Both initiatives were contingent on the pre-arranged involvement of the Business Development and Marketing Manager for the New Zealand Council being personally involved and taking a leadership role in each of these undertakings. Neither was able to be progressed however, due to major staffing issues and disruption in the NZC office.

#### 1820: Annual Planning

<i>Project and Objective</i>	<i>Performance Measure</i>	<i>Actual Result</i>
<b>1821 OWP Preparation</b> Prepare an operational work plan for the 2021-2022 year.	<b><i>The adoption of a proposed operational work plan for 2021-2022 by the Council by 31 August 2021.</i></b>	2021-2022 Operational Work Plan adopted by Council at its meeting on 5 August 2021.




**1830: Reporting and Audit**

<i>Project and Objective</i>	<i>Performance Measure</i>	<i>Actual Result</i>
<p><b>1831 Performance Report</b> Prepare a Performance Report including the Statement of Service Performance and Financial Statements for the 2019-2020 year.</p>	<p><b><i>Conduct quarterly reviews of performance against OWP targets with staff; produce an Annual Performance Report for the 2019-2020 financial year.</i></b></p>	<p>(i) Periodic reviews of performance against OWP targets were undertaken with staff. (ii) Financial statements for the 2019-2020 year were prepared and audited in October 2020. A SOSP was completed and included in the audited statement of accounts.</p>
<p><b>1832 Audit</b> Arrange to have the Performance Report for the 2019-2020 year audited in accordance with the Public Audit Act 2001.</p>	<p><b><i>Audit of the annual Performance Report for the 2019-2020 financial year in time for the public annual general meeting.</i></b></p>	<p>Unqualified audit opinion issued 1 December 2020.</p>
<p><b>1833 Annual Meeting</b> Conduct a public annual general meeting no later than 31 December 2020.</p>	<p><b><i>Adoption of the audited 2019-2020 annual report by Council, and presentation of it to a public annual general meeting no later than 31 December 2020; presentation of the report to the Minister of Conservation.</i></b></p>	<p>(i) Annual Report adopted by Council and presented to annual general meeting on 3 December 2020. (ii) Report sent to Department of Conservation, Wellington on 4 December 2020.</p>

**1840: National Liaison**

<i>Project and Objective</i>	<i>Performance Measure</i>	<i>Actual Result</i>
<p><b>1841 New Zealand Fish &amp; Game Liaison</b> Maintain effective liaison with New Zealand Fish &amp; Game and meet all statutory requirements. Contribute to the efficient management of Fish &amp; Game nationally through meetings of regional Fish &amp; Game managers and participate in working parties, networks, and national research and monitoring.</p>	<p><b><i>Attend all meetings of the regional Fish &amp; Game Council managers and participate where required with working parties established by the New Zealand Council.</i></b></p>	<p>(i) All Managers meetings attended (one in person, remainder by Zoom). (ii) Staff undertook or contributed to national roles including North Island compliance co-ordination, licence working party, finance review</p>



		committee, the national game bird hunter survey, game bird research and monitoring, public awareness discussions, and analysis of the Ministerial Review.
--	--	---



**Eastern Fish and Game Council**

**FINANCIAL INFORMATION**

**For the year ended  
31 August 2021**

---

**Contents**

---

	Page
<b>Financial Information:</b>	
Statement of Financial Performance	41
Statement of Financial Position	42
Statement of Cash Flows	43
Statement of Accounting Policies	44
Notes to the Performance Report	49

**EASTERN FISH AND GAME COUNCIL**  
**STATEMENT OF FINANCIAL PERFORMANCE**  
**FOR THE YEAR ENDED 31 AUGUST 2021**

	Note	Actual 2021 \$	Budget 2021 \$	Actual 2020 \$
<b>REVENUE</b>				
Fish and Game licence sales	1	1,314,839	1,184,799	1,303,235
Grants and donations	1	11,398	750	85,104
Interest	1	13,678	12,315	24,350
Other revenue	1	243,803	155,515	213,298
<b>Total Revenue</b>		<b>1,583,718</b>	<b>1,353,379</b>	<b>1,625,987</b>
<b>EXPENSES</b>				
<b>Outputs</b>				
Species management	2	110,359	123,900	105,926
Habitat protection & management	2	36,228	28,900	17,408
Angler & Hunter participation	2	6,985	9,950	13,183
Public interface	2	1,387	5,500	1,915
Compliance	2	6,934	7,000	2,349
Licensing	2	51,261	53,916	51,864
Council	2	4,679	6,000	3,004
Planning & reporting	2	15,604	18,350	9,555
<b>Overheads</b>				
Employee related costs	2	860,994	902,056	956,129
Depreciation	4	71,952	72,326	76,962
Other expenses	2	198,456	125,525	145,966
<b>Total Expenses</b>		<b>1,364,839</b>	<b>1,353,423</b>	<b>1,384,261</b>
<b>Operating Surplus/(Deficit)</b>		<b>218,879</b>	<b>(44)</b>	<b>241,726</b>
<b>Less Other Expenses</b>				
Levies to NZFGC		172,709	172,709	215,406
<b>NET SURPLUS/(DEFICIT)</b>		<b>46,170</b>	<b>(172,753)</b>	<b>26,320</b>

The accompanying notes form an integral part of these financial statements



**EASTERN FISH AND GAME COUNCIL**  
**STATEMENT OF FINANCIAL POSITION**  
**AS AT 31 AUGUST 2021**

	Note	Actual 2021 \$	Budget 2021 \$	Actual 2020 \$
<b>ASSETS</b>				
<b>Current Assets</b>				
Bank accounts and cash	3	57,188	34,682	263,009
Debtors and prepayments	3	58,118	144,945	140,265
Investments	3	1,235,538	880,000	872,615
Inventory	3	171,007	161,122	161,122
<b>Total Current Assets</b>		<b>1,521,851</b>	<b>1,220,749</b>	<b>1,437,011</b>
<b>Non-Current Assets</b>				
Property, plant and equipment	4	718,949	700,292	743,183
Investments	3	-	-	-
Forestry Asset	3	-	131,600	91,600
<b>Total Non-Current Assets</b>		<b>718,949</b>	<b>831,892</b>	<b>834,783</b>
<b>TOTAL ASSETS</b>		<b>2,240,800</b>	<b>2,052,641</b>	<b>2,271,794</b>
<b>LIABILITIES</b>				
<b>Current Liabilities</b>				
Creditors and accrued expenses	3	147,442	138,000	226,710
Employee costs payable	3	130,794	131,000	128,690
<b>Total Current Liabilities</b>		<b>278,236</b>	<b>269,000</b>	<b>355,400</b>
<b>TOTAL LIABILITES</b>		<b>278,236</b>	<b>269,000</b>	<b>355,400</b>
<b>NET ASSETS</b>		<b>1,962,564</b>	<b>1,783,641</b>	<b>1,916,394</b>
<b>EQUITY</b>		<b>1,962,564</b>	<b>1,783,641</b>	<b>1,916,394</b>

The accompanying notes form an integral part of the financial statements



**EASTERN FISH AND GAME COUNCIL**  
**STATEMENT OF CASH FLOWS**  
**FOR THE YEAR ENDED 31 AUGUST 2021**

	Actual 2021 \$	Budget 2021 \$	Actual 2020 \$
<b>CASH FLOWS FROM OPERATING ACTIVITIES</b>			
<b>Cash was received from:</b>			
Licence Sales	1,273,123	1,094,343	1,321,529
Grants, donations and fundraising	11,398	750	85,104
Interest	17,883	15,122	27,377
Other revenue	275,105	182,276	180,160
<b>Cash was applied to:</b>			
Payments to suppliers	510,056	574,179	526,689
Payments to employees	858,890	899,746	959,441
GST (net)	15,866	13,208	(12,397)
<b>Net Cash Flows from Operating Activities</b>	<b>192,697</b>	<b>(194,642)</b>	<b>140,437</b>
<b>CASHFLOW FROM INVESTING &amp; FINANCING ACTIVITIES</b>			
<b>Cash was received from:</b>			
Sale of property, plant and equipment	57,704	49,000	73,108
Sale of investments/deposits	-	-	29,581
<b>Cash was applied to:</b>			
Purchase of property, plant and equipment	93,299	75,300	107,910
Purchase of investments/deposits	362,923	7,385	-
<b>Net Cash Flows from Investing and Financing</b>	<b>(398,518)</b>	<b>(33,685)</b>	<b>(5,221)</b>
<b>Net Increase / (Decrease) in Cash</b>	<b>(205,821)</b>	<b>(228,327)</b>	<b>135,216</b>
<b>Opening Cash</b>	<b>263,009</b>	<b>263,009</b>	<b>127,793</b>
<b>Closing Cash</b>	<b>57,188</b>	<b>34,682</b>	<b>263,009</b>
<b>This is represented by:</b>			
Bank accounts and cash	57,188	34,682	263,009

The accompanying notes form an integral part of the financial statements





**EASTERN FISH AND GAME COUNCIL**  
**Statement of Accounting Policies**

**FOR THE YEAR ENDED 31 AUGUST 2021**

---

**ACCOUNTING POLICIES APPLIED**

**Reporting Entity**

The Eastern Fish and Game Council is a Public Entity under the Public Finance Act 1989 (Schedule 4). The Council was established on 4 May 1991 with the passing of the Conservation Law Reform Act 1990.

These financial statements have been prepared in accordance with Section 153-6 of the Crown Entities Act 2004.

**Basis of Preparation**

Eastern Fish and Game has elected to apply PBE SFR-A (PS) Public Benefit Entity Simple Format Reporting - Accrual (Public Sector) on the basis that it does not have public accountability and has total annual expenses of equal to or less than \$2,000,000. All transactions in the Performance Report are reported using the accrual basis of accounting. The Performance Report is prepared under the assumption that the entity will continue to operate in the foreseeable future.

**Goods and Services Tax (GST)**

The Council is registered for GST. All amounts are recorded exclusive of GST, except for Debtors and Creditors which are stated inclusive of GST.

**SPECIFIC ACCOUNTING POLICIES**

**Revenue Recognition**

Eastern Fish and Game Council derives revenue through the sale of fish and game licences, interest, sale of fish product, contracts, rentals, grants and miscellaneous sales.

*Licence Revenue*

Licence revenue is recognised in the period the licence fee is earned, for example, a fish licence sold in August of the current year which relates to the next fishing season is treated as income in advance.

*Grants Received*

Grants are recognised as revenue when they become receivable unless there is an obligation in substance to return the funds if conditions of the grant are not met. If there is such an obligation, the grants are initially recorded as grants received in advance and recognised as revenue when the conditions of the grant is satisfied.

*Interest*

Interest revenue is recorded as it is earned during the year.



*Other Income*

Income from contracts, rentals and miscellaneous sales are recorded as revenue in the period they are earned.

**Outputs**

The Council has allocated expenditure based on the 8 output codes - Species management, Habitat protection & management, Angler & Hunter participation, Public interface, Compliance, Licensing, Council, and Planning & reporting. These are expensed when the related service has been received.

**Employee related costs**

Wages, salaries, and annual leave are recorded as an expense as staff provide services and become entitled to wages, salaries. Performance payments are recorded when the employee is notified. Superannuation contributions are recorded as an expense as staff provide services.

**Levies to NZFGC**

A levy is paid each year to the New Zealand Fish and Game Council for the administration of the New Zealand Fish and Game Council, or redistribution to other Council and for advocacy and research.

**Bank accounts and cash**

Bank Accounts and cash comprise cash on hand, cheque or savings accounts, and deposits held at call with banks.

**Debtors and prepayments**

Debtors are initially recorded at the amount owed. When it is likely the amount owed (or some portion) will not be collected, a provision for impairment is recognised and the loss is recorded as a bad debt expense.

**Investments**

Investments comprise investments in term deposits with banks. Deposits with banks are initially recorded at the amount paid. If it appears that the carrying amount of the investment will not be recovered, it will be written down to the expected recoverable amount.

**Inventory**

Inventories held for distribution consist of yearlings and 2+ year old trout held at year end for release into the local lakes and rivers or sale to other Fish and Game Councils. Trout are valued at the lower of cost and their selling price.



**Property, plant and equipment**

Property, plant and equipment is recorded at cost, less accumulated depreciation and impairment losses.

Depreciation is charged on all property, plant and equipment other than land, so as to spread the cost of the asset over its useful life. Depreciation for each of the major categories of assets is calculated on the basis noted below:

All Assets Purchased prior to 1 September 2010 are calculated as:

	<u>Life</u>	<u>Depreciation Method</u>
Buildings	40 years	Straight Line
Plant & Equipment	2-10 years	Diminishing Value
Motor Vehicles	3-5 years	Diminishing Value
Office Fittings, Furniture & Equipment	2-10 years	Diminishing Value

All Assets Purchased after 1 September 2010 are calculated as:

	<u>Life</u>	<u>Depreciation Method</u>
Buildings	40 years	Straight Line
Buildings Fit Out	8-20 years	Straight Line
Plant & Equipment	2-20 years	Straight Line
Motor Vehicles	10 years	Straight Line
Office Fittings, Furniture & Equipment	2-20 years	Straight Line

**Creditors and accrued expenses**

Creditors and accrued expenses are measured at the amount owed.

**Game Bird Habitat Stamp levy**

Levies are collected and paid to New Zealand Fish and Game Council per the New Zealand Game Bird habitat Stamp Regulations 1993. The levy is \$4 for every game licence sold within the financial year.

**Employee costs payable**

A liability for employee costs payable is recognised when an employee has earned an entitlement. These include salaries and wages accrued up to balance date and annual leave earned but not yet taken at balance date. A liability and expense for long service leave and retirement gratuities is recognised when the entitlement becomes available to the employee.

**Restricted and dedicated reserves**

Restricted and dedicated reserves are those reserves subject to specific conditions accepted as binding by the Council and which may not be revised by the Council without specified purposes or when certain conditions are met.

*Asset Replacement Reserve*

The asset replacement reserve is a reserve set up to enable Council to replace property, plant and equipment.



*Non-Resident Levy Reserve*

The Non-Resident Levy Reserve is for the purpose of management of fisheries popular with non-resident anglers. The reserve was established with the introduction of the Non-Resident Licence in 2014. A portion of the Non-Resident licence fee is transferred to this reserve based on the number of Non-Resident licence sales made within the financial year.

*Breeding Programme Reserve*

The Breeding Programme Reserve is for the purpose of upgrading the fish breeding facility on the hatchery site. The reserve has been established in response to a donation received from a licence holder whose wishes were that the funds be utilised for the Rotorua lakes fish breeding programme.

*Fish for Gold Reserve*

The Fish for Gold Reserve has been established to provide for the Fish for Gold promotion major prize in years where external sponsorship or insurance is unable to be obtained or is insufficient to meet the total prize value. If insurance for the prize is unobtainable, funds allocated each operational year to insure the prize will be transferred to the reserve. The promotion involves the tag and release of 30 rainbow trout with specially marked tags, one of which has the major cash prize attached to it.

*Waikaremoana Sport Fish Habitat Enhancement Fund*

The Waikaremoana Sport Fish Habitat Enhancement Trust was created in 1999. In 2000 the trust was wound up and the funds transferred to the Eastern Fish and Game Council under agreement that the Fish and Game Council undertakes to apply the settlement received for the sole purpose of promoting purposes and objectives as set out within the deed of transfer dated 27 June 2000. These funds are held on term investment with interest capitalising and annual expenses associated with the objectives of the trust withdrawn on maturity of the investment.

**Income tax**

The Council is a Public Benefit Entity and is exempt from the payment of Income tax in terms of the Income Tax Act 2007.

**Budget figures**

The Budget figures are derived from the Council budget that was approved at the Council meeting in December 2020.

**Tier 2 PBE Accounting Standards applied**

The Council has not applied any Tier 2 Accounting Standards in preparing its financial statements.



## CHANGES IN ACCOUNTING POLICIES

### Forestry Asset

The Council agreed that the Forestry Asset as recorded in Note 3 in the Performance report for the year ended 31 August 2020 is no longer viewed as a future source of income to be realised from the logging and sale of its timber, but as an Erosion Control and Land Stabilising Asset not intended for sale.

The Council agreed to write off the Forestry Asset currently valued at \$91,600 and create a new Asset within Property, Plant and Equipment at a value to be determined by an independent valuer as at 31 August 2021

The tree plantation has been valued at the cost of planting the 2.5 hectares in Douglas fir. This cost is based on the Site preparation, tree stocks, planting labour and post plant weed control. The tree plantation will not be depreciated or revalued.

### *Impact on the Accounts for the Change in Accounting Policy*

#### 1. On the Statement of Financial Position

Asset Class	2021	2020	Change
Forestry Asset	nil	\$91,600	(\$91,600)
Property, plant and equipment – Land	102,000	\$93,500	\$8,500

#### 2. On the Statement of Financial Performance

Net Loss on Forestry Asset \$ 83,100



**EASTERN FISH AND GAME COUNCIL**  
**NOTES TO THE PERFORMANCE REPORT**  
**FOR THE YEAR ENDED 31 AUGUST 2021**

Note 1: ANALYSIS OF REVENUE	Actual 2021 \$	Budget 2021 \$	Actual 2020 \$
<b>Licence sales</b>			
Fish licence	1,062,699	942,605	1,042,914
Non Resident Fish Licence Levy	4,222	-	36,405
Game licence	247,918	242,194	223,916
<b>Total</b>	<b>1,314,839</b>	<b>1,184,799</b>	<b>1,303,235</b>
<b>Grants and donations</b>			
Covid 19 Subsidy	-		81,526
Rainbow Springs Nature Park	-	-	2,000
Donations received	5,398	750	1,578
Environment Bay of Plenty	6,000	-	-
<b>Total</b>	<b>11,398</b>	<b>750</b>	<b>85,104</b>
<b>Interest</b>			
Waikaremoana interest	5,398	4,115	12,487
Other Interest	8,280	8,200	11,863
<b>Total</b>	<b>13,678</b>	<b>12,315</b>	<b>24,350</b>
<b>Other revenue</b>			
Sale of fish & product	56,358	56,500	78,902
Habitat grazing	6,147	6,150	6,147
Habitat fees - ballots	5,784	6,000	5,686
Fishing competitions	3,786	4,500	4,109
Diversion for junior angler/hunter education	3,500	2,500	4,850
Insurance proceeds	37,388	-	-
Sponsorship	4,000	-	-
Fines/Prosecutions	4,261	6,000	6,398
Contract work	35,060	19,580	33,112
Rentals	54,276	50,000	47,138
Other Income categories	11,235	1,150	6,212
Gain on sale/disposal of assets	12,123	3,135	6,542
Trout Inventory Revaluation	9,885	-	14,202
<b>Total</b>	<b>243,803</b>	<b>155,515</b>	<b>213,298</b>



<b>Note 2: ANALYSIS OF EXPENSES</b>	<b>Actual 2021 \$</b>	<b>Budget 2021 \$</b>	<b>Actual 2020 \$</b>
<b>Species management</b>			
Population monitoring	36,098	46,450	27,014
Harvest assessment	2,580	2,400	1,803
Hatchery operations	71,681	74,550	77,109
Releases	-	-	-
Control	-	500	-
<b>Total</b>	<b>110,359</b>	<b>123,900</b>	<b>105,926</b>
<b>Habitat protection &amp; management</b>			
Resource management	-	200	-
Works & management	15,706	18,000	16,349
Assisted habitat	17,912	2,700	331
Waikaremoana fund	2,610	8,000	728
<b>Total</b>	<b>36,228</b>	<b>28,900</b>	<b>17,408</b>
<b>Angler &amp; Hunter participation</b>			
Access	3,178	5,700	4,704
Newsletters	-	-	6,154
Other publications	2,196	2,000	160
Training	81	800	289
Huts	1,530	1,450	1,876
<b>Total</b>	<b>6,985</b>	<b>9,950</b>	<b>13,183</b>
<b>Public interface</b>			
Communication	-	500	240
Public promotions	91	4,500	1,139
Visitor facilities	1,296	500	536
<b>Total</b>	<b>1,387</b>	<b>5,500</b>	<b>1,915</b>
<b>Compliance</b>			
Ranging	927	1,000	804
Ranger training	914	1,000	356
Compliance	5,093	5,000	1,189
<b>Total</b>	<b>6,934</b>	<b>7,000</b>	<b>2,349</b>
<b>Licensing</b>			
Licence production & distribution	576	600	622
Commission	50,685	53,316	51,242
<b>Total</b>	<b>51,261</b>	<b>53,916</b>	<b>51,864</b>



<b>Note 2: ANALYSIS OF EXPENSES continued...</b>	<b>Actual 2021 \$</b>	<b>Budget 2021 \$</b>	<b>Actual 2020 \$</b>
<b>Council</b>			
Council meetings	4,679	6,000	3,004
<b>Total</b>	<b>4,679</b>	<b>6,000</b>	<b>3,004</b>
<b>Planning &amp; reporting</b>			
Management/Strategic Planning	-	8,500	-
Reporting	-	300	-
Audit fee	15,590	9,450	9,450
National liaison	14	100	105
<b>Total</b>	<b>15,604</b>	<b>18,350</b>	<b>9,555</b>
<b>Employee related costs</b>			
Salaries	811,813	853,910	908,834
Salaries Waikaremoana fund projects	4,320	-	4,480
KiwiSaver contributions	24,566	25,146	26,673
Fringe benefit tax	12,637	11,500	11,031
ACC levies	2,001	2,500	2,274
Staff training and other expenses	5,657	9,000	2,837
<b>Total</b>	<b>860,994</b>	<b>902,056</b>	<b>956,129</b>
<b>Other expenses</b>			
Houses, huts & rentals	10,682	13,060	8,333
Office premises	17,885	18,750	17,423
Office equipment	3,174	3,600	2,182
Communications	13,563	18,357	15,270
General	12,872	11,058	10,309
Field equipment	18,776	16,000	10,199
Vehicles	38,404	44,700	42,250
Loss on sale/disposal of assets	-	-	-
Trout Inventory Revaluation	-	-	-
Loss on valuation of Forestry asset	83,100	-	40,000
<b>Total</b>	<b>198,456</b>	<b>125,525</b>	<b>145,966</b>





<b>Note 3: ANALYSIS OF ASSETS AND LIABILITES</b>	<b>Actual 2021 \$</b>	<b>Actual 2020 \$</b>
<b>Bank accounts and cash</b>		
Current account balance	33,329	31,091
Savings account balance	23,727	231,718
Petty cash	132	200
<b>Total</b>	<b>57,188</b>	<b>263,009</b>
<b>Debtors and prepayments</b>		
Accounts receivable	40,875	125,509
GST receivable	12,103	-
Prepayments & accrued income	5,140	14,756
<b>Total</b>	<b>58,118</b>	<b>140,265</b>
<b>Inventory</b>		
Trout - Yearlings @ \$3.10	142,631	155,155
Trout - 2+ year olds @ \$6.63	28,376	5,967
<b>Total</b>	<b>171,007</b>	<b>161,122</b>
<b>Investments</b>		
<i>Current portion</i>		
Term Deposits	1,235,538	872,615
<b>Total</b>	<b>1,235,538</b>	<b>872,615</b>
<b>Forestry Asset</b>		
Opening balance	91,600	131,600
Gain (Loss) arising from revaluation	(91,600)	(40,000)
<b>Closing balance</b>	<b>-</b>	<b>91,600</b>
<b>Creditors and accrued expenses</b>		
Trade and other payables	28,746	13,692
Gamebird Habitat Stamp levy	12,299	12,823
Accrued expenses	18,092	8,879
GST payable	-	3,763
Income in advance	88,305	187,553
<b>Total</b>	<b>147,442</b>	<b>226,710</b>
<b>Employee costs payable</b>		
Accrued salaries and wages	6,644	2,886
Annual leave and time in lieu	92,407	97,413
PAYE owing	31,743	28,391
<b>Total</b>	<b>130,794</b>	<b>128,690</b>



**Note 4: PROPERTY PLANT & EQUIPMENT**

**2021**

<b>Asset Class</b>	<b>Opening Carrying Amount</b>	<b>Purchases</b>	<b>Sales/ Disposals</b>	<b>Current Year Depreciation and Impairment</b>	<b>Closing Carrying Amount</b>
Land	93,500	8,500			102,000
Buildings	370,110			27,828	342,282
Plant & Equipment	39,617	9,903		8,105	41,415
Vehicles	228,051	71,866	45,581	29,649	224,687
Office Equipment	11,905	3,030		6,370	8,565
<b>Total</b>	<b>743,183</b>	<b>93,299</b>	<b>45,581</b>	<b>71,952</b>	<b>718,949</b>

**2020**

<b>Asset Class</b>	<b>Opening Carrying Amount</b>	<b>Purchases</b>	<b>Sales/ Disposals</b>	<b>Current Year Depreciation and Impairment</b>	<b>Closing Carrying Amount</b>
Land	93,500				93,500
Buildings	397,937			27,827	370,110
Plant & Equipment	47,628			8,011	39,617
Vehicles	222,961	104,456	66,566	32,800	228,051
Office Equipment	16,775	3,454		8,324	11,905
<b>Total</b>	<b>778,801</b>	<b>107,910</b>	<b>66,566</b>	<b>76,962</b>	<b>743,183</b>



<b>Note 5: EQUITY</b>	<b>Actual 2021 \$</b>	<b>Actual 2020 \$</b>
<b>Accumulated Funds</b>		
Balance as at 1 September	1,219,102	1,243,858
Surplus/(Deficit)	46,170	26,320
Transfer to Reserves	(42,788)	(56,284)
Transfer from Reserves	17,092	5,208
<b>Total Accumulated Funds</b>	<b>1,239,576</b>	<b>1,219,102</b>
<b><u>Dedicated Reserves</u></b>		
<b>Asset Replacement Reserve</b>		
Balance as at 1 September	86,785	80,877
Transfer from Accumulated Funds	6,012	5,908
Transfer to Accumulated Funds	-	-
<b>Balance at 31 August</b>	<b>92,797</b>	<b>86,785</b>
<b>Non Resident Levy Reserve</b>		
Balance as at 1 September	133,207	98,802
Transfer from Accumulated Funds	4,222	34,405
Transfer to Accumulated Funds	(10,162)	-
<b>Balance at 31 August</b>	<b>127,267</b>	<b>133,207</b>
<b>Breeding Programme Reserve</b>		
Balance as at 1 September	5,000	5,000
Transfer from Accumulated Funds	-	-
Transfer to Accumulated Funds	-	-
<b>Balance at 31 August</b>	<b>5,000</b>	<b>5,000</b>
<b>Fish for Gold Reserve</b>		
Balance as at 1 September	7,000	3,500
Transfer from Accumulated Funds	3,500	3,500
Transfer to Accumulated Funds	-	-
<b>Balance at 31 August</b>	<b>10,500</b>	<b>7,000</b>
<b>Hatchery Water Reticulation Reserve</b>		
Balance as at 1 September	-	-
Transfer from Accumulated Funds	23,640	-
Transfer to Accumulated Funds	-	-
<b>Balance at 31 August</b>	<b>23,640</b>	<b>-</b>
<b>Total Dedicated Reserves</b>	<b>259,204</b>	<b>231,992</b>



<b>Note 5: EQUITY</b>	<b>Actual</b>	<b>Actual</b>
<b>Continued...</b>	<b>2021</b>	<b>2020</b>
	<b>\$</b>	<b>\$</b>
<b><u>Restricted Reserves</u></b>		
<b>Waikaremoana Sportfish Habitat Enhancement Fund Reserve</b>		
Balance as at 1 September	465,300	458,037
Transfer from Accumulated Funds - Interest	5,414	12,471
Transfer to Accumulated Funds - Expenses	(6,930)	(5,208)
<b>Balance at 31 August</b>	<b>463,784</b>	<b>465,300</b>
<b>Total Restricted Reserves</b>	<b>463,784</b>	<b>465,300</b>
<b>Total Equity as at 31 August</b>	<b>1,962,564</b>	<b>1,916,394</b>

**Note 6: COMMITMENTS & CONTINGENCIES**

<b>Commitment to: Explanation and Timing</b>	<b>Actual</b>	<b>Actual</b>
	<b>2021</b>	<b>2020</b>
	<b>\$</b>	<b>\$</b>
Smartpay NZ      Eftpos lease (8 months remaining)	230	230
	<u>230</u>	<u>230</u>

**Contingent Liabilities and Guarantees**

There are no contingent liabilities or guarantees as at balance date (Last Year - nil )

**Note 7: OTHER**

**Goods or Services Provided to the Entity in Kind**

<b>Description</b>	<b>Amount</b>
Honorary Ranging activities	No charge
Councillor meetings and events	No charge

**Note 8: RIGHT TO OCCUPY**

The accommodation building at Waikaremoana is used under a Licence to Occupy for a period of 10 years (expiring on 31 December 2023) at no cost from the Department of Conservation. The total land area is approximately 400 m<sup>2</sup>. No use of building cost has been accrued due to the immaterial value of the rental.



The fish trap located at Te Wairoa is subject to a management agreement with the Department of Conservation which enables the Eastern Fish and Game Council to occupy the site for a renewable 5 year term through to September 2028. Occupation of the site at which the Wairua Hut at Lake Tarawera is located is subject to a renewable 10 year concession issued by the Department of Conservation through to July 2038. There are no fees charged with either of these agreements. The land area for each is approximately 15m<sup>2</sup> and 200m<sup>2</sup> respectively – no cost has been accrued for the use of the property, in the accounts, due to the immateriality of the rental.

Eastern Fish and Game Council has access to eight Wildlife Management Reserves within the Rotorua/BOP Department of Conservation Conservancy. EFGC do not own this land but are required to maintain it for the use by the public and licence holders. Likewise, the Hardcastle and Rawhiti wetlands are managed by EFGC for the public benefit and for the benefit of licence holders.

ERFGC has conservation covenants for angler access to Ohau Channel, Te Wairoa Stream, and Wairua Stream mouth, Lake Tarawera and other easements under the Land Act 1948 along the Waikato River.



**Note 9: RELATED PARTY TRANSACTIONS**

Related-party disclosures have not been made for transactions with related parties that are within a normal supplier of client/recipient relationship on terms and conditions no more or less favourable than those that it is reasonable to expect the Council would have adopted in dealing with the party at arm's length in the same circumstances.

*Related-party transactions significant to the Council that require disclosure:*

<b>Related Party &amp; Description of the Transactions</b>	<b>2021 \$ Value</b>	<b>2020 \$ Value</b>	<b>2021 \$ Amount Outstanding</b>	<b>2020 \$ Amount Outstanding</b>
<i>Received from;</i>				
New Zealand Fish & Game Council For - Contract services	8,268	10,622	3,105	3,065
Hawke's Bay Fish & Game Council For - Administrative support and operational services by Eastern Council to Hawke's Bay Council	6,408	10,207	596	3,220
<i>Paid to;</i>				
New Zealand Fish & Game Council For - Levies, Gamebird Habitat Trust, Liability Insurance	214,033	261,834	14,144	12,823

Eastern Fish and Game Council provides fish to the following fish and game Councils at cost;

- Auckland Waikato Fish and Game Council
- Hawke's Bay Fish & Game Council
- Northland Fish & Game Council
- Taranaki Fish & Game Council
- Wellington Fish & Game Council

**Note 10: EVENTS AFTER BALANCE DATE**

The continuing Covid 19 lockdowns around the country will have an impact on licence sales in the 2021-2022 year. (last year Nil)



**Note 11: COVID RESPONSE**

Covid-19 has had a financial impact on Eastern Fish and Game Council.

The Eastern Fish and Game Council reduced their budget for the 2020-2021 financial year as the projection for licence income was reduce, due to border closures.

Within the budgeting process the Eastern Fish and Game Council agreed to utilise reserves to cover shortfalls forecast in the 2020-21 year.

Licence sales have exceeded forecasts in the 2020-21 year and the financial position is healthier than budgeted. Any surplus will be utilised in the 2021-22 year as forecasts for this year require Eastern Fish and Game Council to use reserves.

The New Zealand Fish and Game Council has established a policy to support all Fish and Game Councils to ensure liquidity and to ensure that all Fish & Game Councils remain a going concern.

**Note 12: MINISTERIAL REVIEW**

In February 2021 the Minister of Conservation, presented the review for Governance of Fish and Game New Zealand and the Regional Fish and Game Councils. The report set out 36 recommendations to be implemented for the future of Fish and Game.

A review implementation team has been established which includes Ray Grubb, the NZFGC Chair, Brian Anderton and DOC representatives.

Many of the recommendations require legislative change. One of the recommendations is the amalgamation of Councils (reducing the number of Councils from 12 to 6). This proposal is currently being investigated by a project team. The project team will consult with all 13 Fish and Game Councils, and their final report is due in March 2022.



**Note 13: ALLOCATION OF OVERHEADS TO OUTPUT AREAS FOR 2021**

In the Statement of service performance, overheads are allocated across the 8 Output areas based on the hours worked within those Outputs over the year. Below is the calculation for distributing the overheads across the output area.

<b>ACTUAL 2021 Output Area</b>	<b>Actual Direct \$</b>	<b>Actual Hours</b>	<b>Allocation of Overheads</b>	<b>Allocation of per Output</b>
Species management	110,359	6,611	444,953	555,312
Habitat protection & management	36,228	3,230	217,395	253,623
Angler & hunter participation	6,985	1,446	97,323	104,308
Public interface	1,387	254	17,095	18,482
Compliance	6,934	1,109	74,641	81,575
Licensing	51,261	173	11,644	62,905
Council	4,679	304	20,460	25,139
Planning & reporting	15,604	426	28,671	44,275
<b>Totals</b>	<b>233,437</b>	<b>13,553</b>	<b>912,182</b>	<b>1,145,619</b>

**Actual Overheads**

Employee related costs	860,994
Depreciation	71,952
Other expenses	115,356
less Administrative Income	- 136,120
<b>Total Overheads to Allocate</b>	<b>912,182</b>

<b>BUDGET 2021 Output Area</b>	<b>Actual Direct \$</b>	<b>Actual Hours</b>	<b>Allocation of Overheads</b>	<b>Allocation of per Output</b>
Species management	123,900	6,171	425,286	549,186
Habitat protection & management	28,900	3,250	223,980	252,880
Angler & Hunter participation	9,950	1,795	123,705	133,655
Public interface	5,500	688	47,414	52,914
Compliance	7,000	1,354	93,313	100,313
Licensing	53,916	304	20,950	74,866
Council	6,000	463	31,909	37,909
Planning & reporting	18,350	985	67,885	86,235
<b>Totals</b>	<b>253,516</b>	<b>15,010</b>	<b>1,034,442</b>	<b>1,287,958</b>

**Budget Overheads**

Employee related costs	902,056
Depreciation	72,326
Other Expenses	125,525
less Administrative Income	- 65,465
<b>Total Overheads to Allocate</b>	<b>1,034,442</b>





**INDEPENDENT AUDITOR'S REPORT**

**TO THE READERS OF EASTERN REGION FISH AND GAME COUNCIL'S FINANCIAL STATEMENTS AND STATEMENT OF PERFORMANCE FOR THE YEAR ENDED 31 AUGUST 2021**

The Auditor-General is the auditor of Eastern Region Fish and Game Council (the Fish and Game Council). The Auditor-General has appointed me, Richard Owen, using the staff and resources of Owen McLeod & Co Ltd, to carry out the audit of the financial statements and statement of performance of the Fish and Game Council on his behalf.

**Opinion on the financial statements and the statement of performance**

We have audited:

- the financial statements of the Fish and Game Council on pages 41 to 59, that comprise the statement of financial position as at 31 August 2021, the statement of financial performance, and statement of cash flows for the year ended on that date and the notes to the financial statements that include accounting policies and other explanatory information; and
- the statement of performance of the Fish and Game Council on pages 5 to 39.

In our opinion:

- the financial statements of the Fish and Game Council: on pages 41 to 59:
  - present fairly, in all material respects:
    - its financial position as at 31 August 2021; and
    - its financial performance and cash flows for the year then ended; and
  - comply with generally accepted accounting practice in New Zealand in accordance with Public Benefit Entity Simple Format Reporting – Accrual (Public Sector); and
- the statement of performance of the Fish and Game Council on pages 5 to 39:
  - presents fairly, in all material respects, the Fish and Game Council's performance for the year ended 31 August 2021, including for each class of reportable outputs:
    - its standards of performance achieved as compared with the forecasts included in the description of the annual operating work plan for the financial year; and
    - its actual revenue and expenses as compared with the forecasts included in the description of the annual operating work plan for the financial year; and
  - complies with generally accepted accounting practice in New Zealand.

Our audit was completed on 8 December 2021. This is the date at which our opinion is expressed.

The basis for our opinion is explained below. In addition, we outline the responsibilities of the Council and our responsibilities relating to the financial statements and the statement of performance, we comment on other information, and we explain our independence.

**Basis for our opinion**

We carried out our audit in accordance with the Auditor-General's Auditing Standards, which incorporate the Professional and Ethical Standards and the International Standards on Auditing (New Zealand) issued by the New Zealand Auditing and Assurance Standards Board. Our responsibilities under those standards are further described in the Responsibilities of the auditor section of our report.

We have fulfilled our responsibilities in accordance with the Auditor-General's Auditing Standards.

We believe that the audit evidence we have obtained is sufficient and appropriate to provide a basis for our opinion.

### **Responsibilities of the Council for the financial statements and the statement of performance**

The Council is responsible on behalf of the Fish and Game Council for preparing financial statements and a statement of performance that are fairly presented and comply with generally accepted accounting practice in New Zealand.

The Council is responsible for such internal control as it determines is necessary to enable it to prepare financial statements and a statement of performance that are free from material misstatement, whether due to fraud or error.

In preparing the financial statements and the statement of performance, the Council is responsible on behalf of the Fish and Game Council for assessing the Fish and Game Council's ability to continue as a going concern. The Council is also responsible for disclosing, as applicable, matters related to going concern and using the going concern basis of accounting, unless there is an intention to merge or to terminate the activities of the Fish and Game Council, or there is no realistic alternative but to do so.

The Council's responsibilities arise from the Public Finance Act 1989, the Crown Entities Act 2004, and the Conservation Act 1987.

### **Responsibilities of the auditor for the audit of the financial statements and the statement of performance**

Our objectives are to obtain reasonable assurance about whether the financial statements and the statement of performance, as a whole, are free from material misstatement, whether due to fraud or error, and to issue an auditor's report that includes our opinion.

Reasonable assurance is a high level of assurance, but is not a guarantee that an audit carried out in accordance with the Auditor-General's Auditing Standards will always detect a material misstatement when it exists. Misstatements are differences or omissions of amounts or disclosures, and can arise from fraud or error. Misstatements are considered material if, individually or in the aggregate, they could reasonably be expected to influence the decisions of readers taken on the basis of these financial statements and the statement of performance.

For the budget information reported in the financial statements and the statement of performance, our procedures were limited to checking that the information agreed to the Fish and Game Council's description of the annual operating work plan.

We did not evaluate the security and controls over the electronic publication of the financial statements and the statement of performance.

As part of an audit in accordance with the Auditor-General's Auditing Standards, we exercise professional judgement and maintain professional scepticism throughout the audit. Also:

- We identify and assess the risks of material misstatement of the financial statements and the statement of performance, whether due to fraud or error, design and perform audit procedures responsive to those risks, and obtain audit evidence that is sufficient and appropriate to provide a basis for our opinion. The risk of not detecting a material misstatement resulting from fraud is higher than for one resulting from error, as fraud may involve collusion, forgery, intentional omissions, misrepresentations, or the override of internal control.
- We obtain an understanding of internal control relevant to the audit in order to design audit procedures that are appropriate in the circumstances, but not for the purpose of expressing an opinion on the effectiveness of the Fish and Game Council's internal control.
- We evaluate the appropriateness of accounting policies used and the reasonableness of accounting estimates and related disclosures made by the Council.
- We evaluate the appropriateness of the reported performance information within the Fish and Game Council's framework for reporting performance.
- We conclude on the appropriateness of the use of the going concern basis of accounting by the Council and, based on the audit evidence obtained, whether a material uncertainty exists related to events or conditions that may cast significant doubt on the Fish and Game Council's ability to continue as a going concern. If we conclude that a material uncertainty exists, we are required to draw attention in our auditor's report to the related disclosures in the financial statements and the statement of performance

or, if such disclosures are inadequate, to modify our opinion. Our conclusions are based on the audit evidence obtained up to the date of our auditor's report. However, future events or conditions may cause the Fishing and Game Council to cease to continue as a going concern.

- We evaluate the overall presentation, structure and content of the financial statements and the statement of performance, including the disclosures, and whether the financial statements and the statement of performance represent the underlying transactions and events in a manner that achieves fair presentation.

We communicate with the Council regarding, among other matters, the planned scope and timing of the audit and significant audit findings, including any significant deficiencies in internal control that we identify during our audit.

Our responsibilities arise from the Public Audit Act 2001.

### **Other Information**

The Council is responsible for the other information. The other information comprises the information up to page 4, but does not include the financial statements and the statement of performance, and our auditor's report thereon.


Our opinion on the financial statements and the statement of performance does not cover the other information and we do not express any form of audit opinion or assurance conclusion thereon.

In connection with our audit of the financial statements and the statement of performance, our responsibility is to read the other information. In doing so, we consider whether the other information is materially inconsistent with the financial statements and the statement of performance or our knowledge obtained in the audit, or otherwise appears to be materially misstated. If, based on our work, we conclude that there is a material misstatement of this other information, we are required to report that fact. We have nothing to report in this regard.

### **Independence**

We are independent of the Fish and Game Council in accordance with the independence requirements of the Auditor-General's Auditing Standards, which incorporate the independence requirements of the Professional and Ethical Standard 1: *International Code of Ethics for Assurance Practitioners* issued by the New Zealand Auditing and Assurance Standards Board.

Other than the audit, we have no relationship with, or interests in, the Fish and Game Council.



Richard Owen

**Owen McLeod & Co Ltd**

On behalf of the Auditor-General  
Hamilton, New Zealand